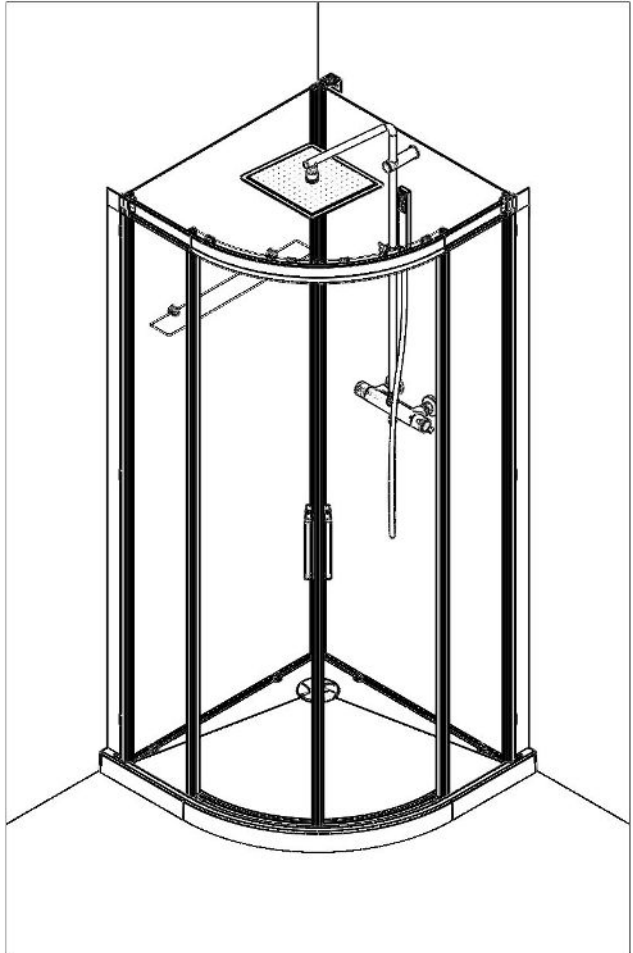
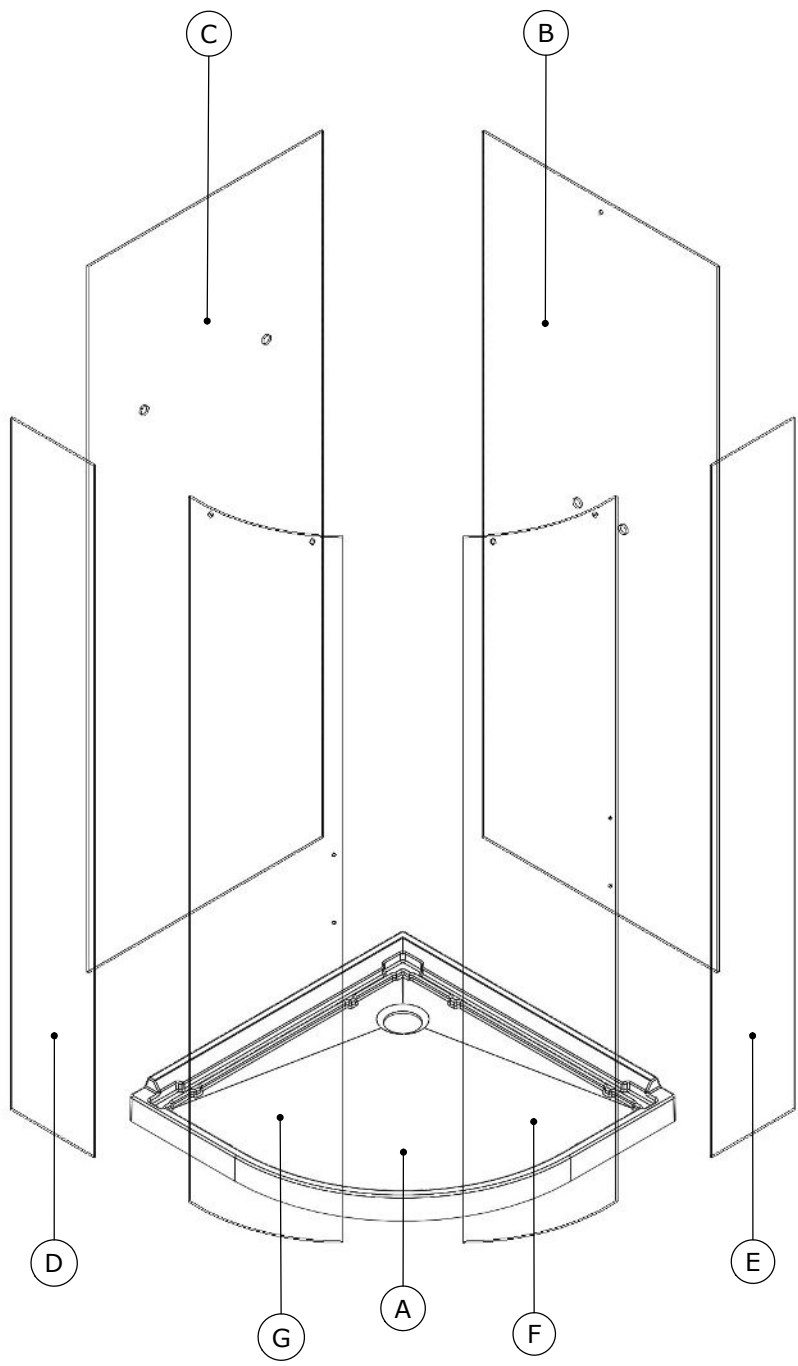


- F Notice de montage
- GB Installation instructions
- E Manual de instalación
- I Istruzioni di montaggio
- NL Montage-instructies
- D Montageanleitung



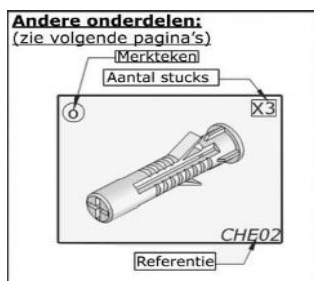
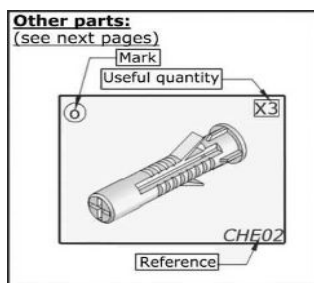
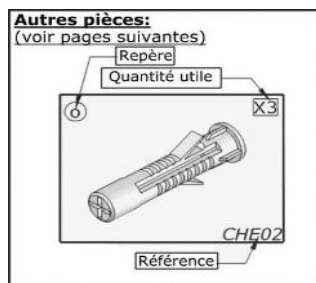
- Attention aux étapes :
- GB Check installation steps :
- E Atención a los pasos :
- I Attenzione ai passi :
- NL Aandacht voor de stappen :
- D Achtung vor den Schritten :


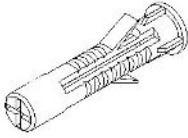
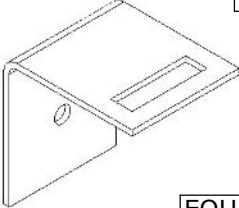

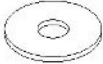

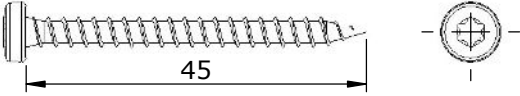
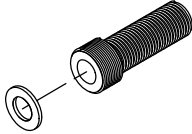
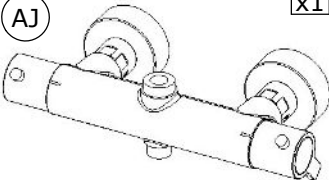
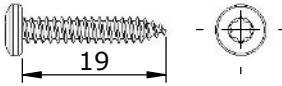
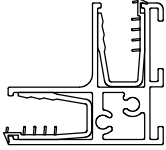

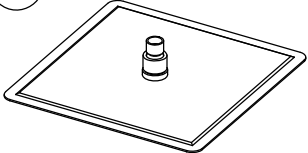
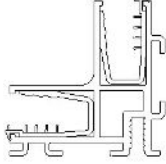


P. 12 - 13 - 16

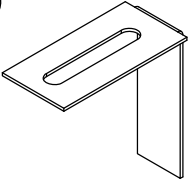
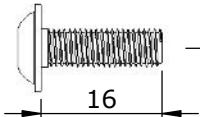
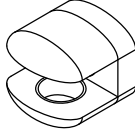
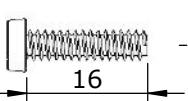


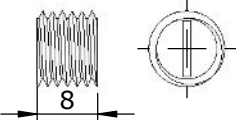
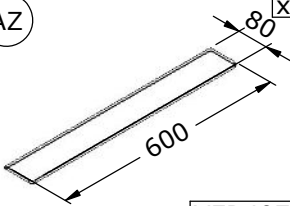
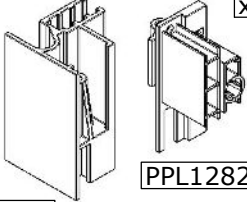

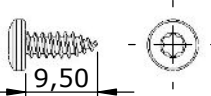
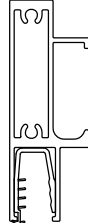
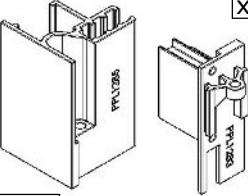
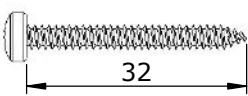

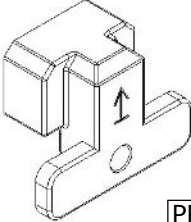

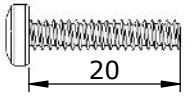


- **F** CODE COLIS (Voir repères en page 2)
- **GB** PACKAGE CODES (See marks on page 2)
- **E** REF. BULTOS (Ver pg. 2 para listado de bultos)
- **I** CODE SET (zie blz. 2)
- **NL** CODERING VERPAKKING (zie omschrijving op pagina 2)
- **D** PAKETCODES (siehe Kennzeichnungen auf Seite 2)


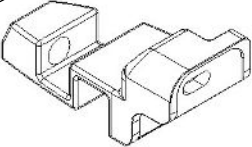
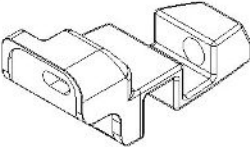
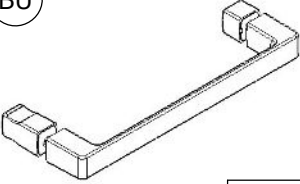
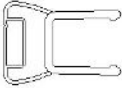


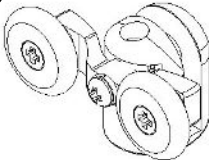

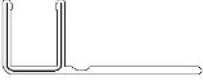
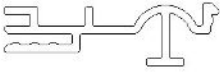
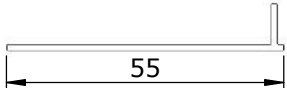

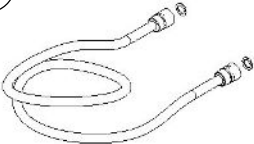
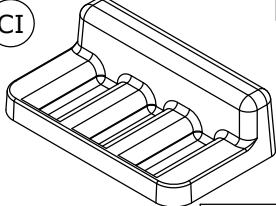

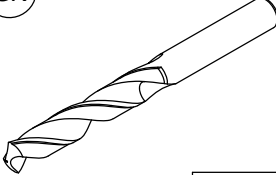
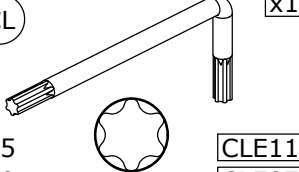
REP		90 x 90
A		REC601
B		C13969E
C		C11576E
D	E	C13819E
F	G	C13820E

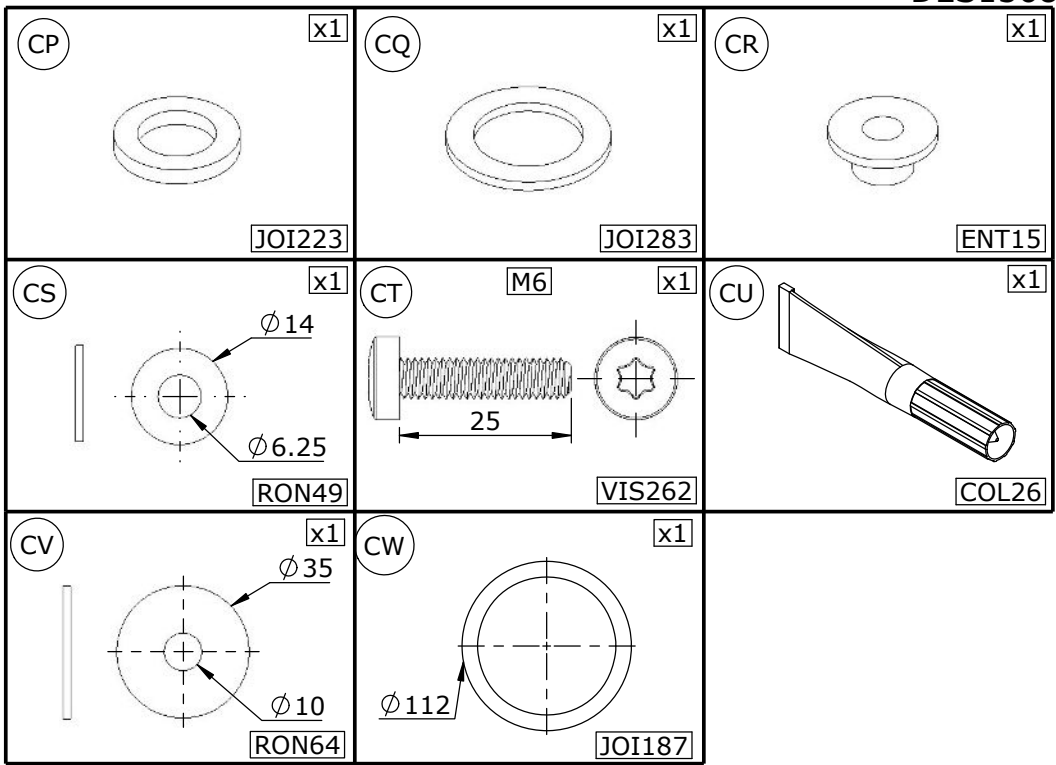


<p>AA <span style="float: right;">x1</span></p>  <p style="text-align: right;">BOND07</p>	<p>AB <span style="float: right;">x3</span></p>  <p style="text-align: right;">CHE02</p>	<p>AC <span style="float: right;">x3</span></p>  <p style="text-align: right;">EQU24</p>
<p>AE <span style="float: right;">x3</span></p>  <p style="text-align: right;">ECR46</p>	<p>AF <span style="float: right;">x2</span></p>  <p style="text-align: right;">RON51</p>	<p>AI <span style="float: right;">x2</span></p>  <p style="text-align: right;">PPL1318</p>
<p>AG <span style="float: right;">Ø4</span> <span style="float: right;">x3</span></p>  <p style="text-align: right;">VIS231</p>		<p>AL <span style="float: right;">x2</span></p>  <p style="text-align: right;">SET169</p>
<p>AJ <span style="float: right;">x1</span></p>  <p style="text-align: right;">MIT89</p>	<p>AK <span style="float: right;">Ø3.5</span> <span style="float: right;">x2</span></p>  <p style="text-align: right;">VIS215</p>	<p>AP <span style="float: right;">x2</span></p>  <p style="text-align: right;">Lg=1941mm <span style="float: right;">6232</span></p>
<p>AM <span style="float: right;">x1</span></p>  <p style="text-align: right;">KIT201</p>	<p>AN <span style="float: right;">x1</span></p>  <p style="text-align: right;">KIT202</p>	<p>AO <span style="float: right;">x1</span></p>  <p style="text-align: right;">Lg=2000mm <span style="float: right;">6189</span></p>
<p>AQ <span style="float: right;">x4</span></p>  <p style="text-align: right;">Lg=1937mm <span style="float: right;">P133</span></p>		<p>AR <span style="float: right;">x2</span></p>  <p style="text-align: right;">Lg=1996mm <span style="float: right;">P134</span></p>

<p>(AS) <span style="float: right;">x3</span></p>  <p style="text-align: right;">EQU50</p>	<p>(AT) <span style="float: right;">M5</span> <span style="float: right;">x3</span></p>  <p style="text-align: center;">16</p> <p style="text-align: right;">VIS229</p>	<p>(AU) <span style="float: right;">x2</span></p>  <p style="text-align: right;">PIN07</p>
<p>(AV) <span style="float: right;">M4</span> <span style="float: right;">x2</span></p>  <p style="text-align: center;">16</p> <p style="text-align: right;">VIS53</p>	<p>(AW) <span style="float: right;">x2</span></p>  <p style="text-align: right;">RON02</p>	<p>(AX) <span style="float: right;">x2</span></p>  <p style="text-align: right;">ECR09</p>
<p>(AY) <span style="float: right;">M10</span> <span style="float: right;">x4</span></p>  <p style="text-align: center;">8</p> <p style="text-align: right;">VIS07</p>	<p>(AZ) <span style="float: right;">x1</span></p>  <p style="text-align: center;">80</p> <p style="text-align: center;">600</p> <p style="text-align: right;">VER4973</p>	<p>(BD) <span style="float: right;">x1</span></p>  <p style="text-align: right;">PPL1282</p> <p style="text-align: right;">PPL1284</p>
<p>(BE) <span style="float: right;">x2</span></p>  <p>Lg=250mm</p> <p style="text-align: right;">P141</p>	<p>(BF) <span style="float: right;">Ø3.5</span> <span style="float: right;">x4</span></p>  <p style="text-align: center;">9,50</p> <p style="text-align: right;">VIS237</p>	<p>(BG) <span style="float: right;">x1</span></p>  <p style="text-align: right;">6233</p>
<p>(BI) <span style="float: right;">x1</span></p>  <p style="text-align: right;">PPL1285</p> <p style="text-align: right;">PPL1283</p>	<p>(BJ) <span style="float: right;">Ø3.5</span> <span style="float: right;">x4</span></p>  <p style="text-align: center;">32</p> <p style="text-align: right;">VIS214</p>	<p>(BN) <span style="float: right;">x1</span></p>  <p>Lg=810mm</p> <p style="text-align: right;">P123</p>
<p>(BO) <span style="float: right;">x1</span></p>  <p style="text-align: right;">PPL550</p>	<p>(BP) <span style="float: right;">x2</span></p>  <p style="text-align: right;">ECR14</p>	<p>(BQ) <span style="float: right;">M4</span> <span style="float: right;">x2</span></p>  <p style="text-align: center;">20</p> <p style="text-align: right;">VIS226</p>

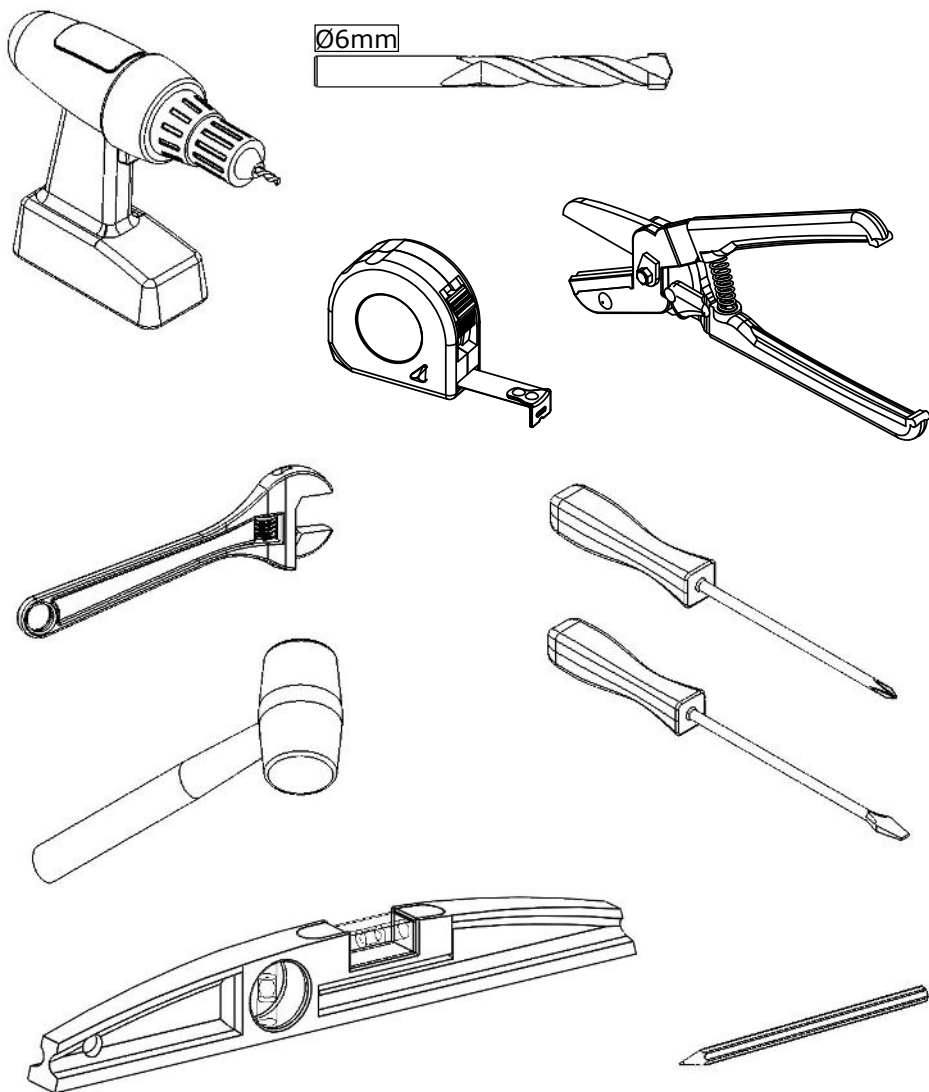
# DES1368D

<p>(BR) <span style="float: right;">x2</span></p>  <p style="text-align: right;"><b>BUT20</b></p>	<p>(BS) <span style="float: right;">x1</span></p>  <p style="text-align: right;"><b>PPL1174</b></p>	<p>(BT) <span style="float: right;">x1</span></p>  <p style="text-align: right;"><b>PPL1175</b></p>
<p>(BU) <span style="float: right;">x2</span></p>  <p style="text-align: right;"><b>PGN50</b></p>	<p>(BV) <span style="float: right;">x2</span></p>  <p>Lg=1994mm <span style="float: right;"><b>AI179</b></span></p>	<p>(BW) <span style="float: right;">x2</span></p>  <p>Lg=1994mm <span style="float: right;"><b>J826</b></span></p>
<p>(BX) <span style="float: right;">x2</span></p>  <p>Lg=387mm <span style="float: right;"><b>J753</b></span></p>	<p>(BY) <span style="float: right;">x4</span></p>  <p style="text-align: right;"><b>ROU19</b></p>	<p>(BZ) <span style="float: right;">x3</span></p>  <p style="text-align: right;"><b>RON34</b></p>
<p>(CC) <span style="float: right;">x1</span></p>  <p>Lg=1935mm <span style="float: right;"><b>J724</b></span></p>	<p>(CD) <span style="float: right;">x10</span></p>  <p style="text-align: right;"><b>PPL1225</b></p>	<p>(CE) <span style="float: right;">x2</span></p>  <p>Lg=1980mm <span style="float: right;"><b>6240</b></span></p>
<p>(CG) <span style="float: right;">x1</span></p>  <p style="text-align: right;"><b>KIT76</b></p>	<p>(CH) <span style="float: right;">x1</span></p>  <p style="text-align: right;"><b>FLEX05</b></p>	<p>(CI) <span style="float: right;">x1</span></p>  <p style="text-align: right;"><b>PPL1141</b></p>
<p>(CJ) <span style="float: right;">x2</span></p>  <p style="text-align: right;"><b>BUT21</b></p>	<p>(CK) <span style="float: right;">Ø8</span> <span style="float: right;">x1</span></p>  <p style="text-align: right;"><b>FORET02</b></p>	<p>(CL) <span style="float: right;">x1</span></p>  <p>T15 T20 T30</p> <p style="text-align: right;"><b>CLE11</b> <b>CLE07</b> <b>CLE13</b></p>



- Les quantités données sont les quantités utiles au montage. les sachets fournis contiennent des pièces supplémentaires.
  - The quantities given are what are required for the installation. There may be some surplus in the package provide.
- Las cantidades indicadas son las cantidades necesarias para el montaje. Las bolsitas incluidas contienen piezas suplementarias.
  - Le quantità fornite sono le quantità necessarie al montaggio. I sacchetti forniti contengono pezzi supplementari.
  - De aangegeven aantallen zijn vereist voor de montage. De verpakking bevat extra onderdelen.
- Die Mengenangaben beziehen sich auf die für die Montage nötigen Teile. Eventuell weitere beige packte Teile ignorieren.

● Matériel nécessaire ● Tools required ● Herramientas necesarias  
● Materiale necessario ● Benodigd gereedschap ● Benötigte Werkzeuge

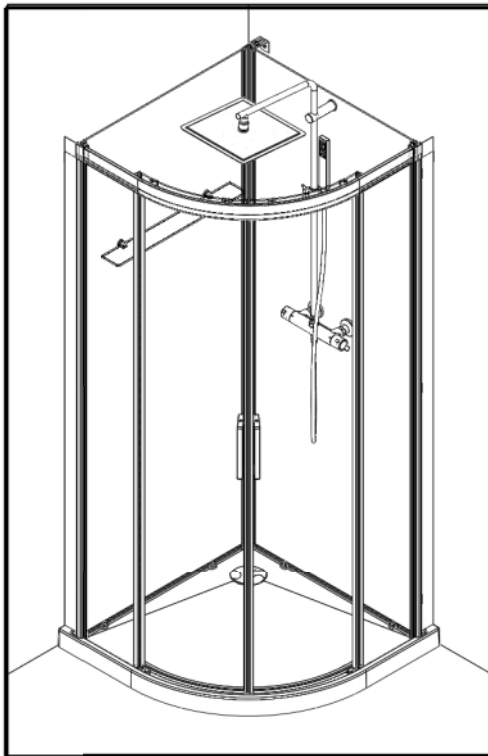
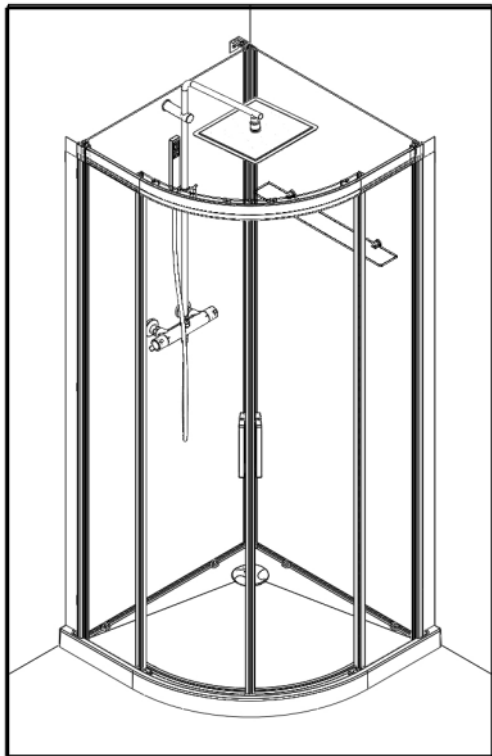




● REVERSIBILITE ● REVERSIBILITY ● REVERSIBILIDAD  
 ● REVERSIBILITA ● OMKEERBAARHEID ● WAHLWEISE MONTAGE

● MONTAGE A GAUCHE  
 ● LEFT HAND  
 ● MONTAJE A LA IZQUIERDA  
 ● MONTAGGIO A SINISTRA  
 ● MONTAGE LINKS  
 ● MONTAGE LINKS

● MONTAGE A DROITE  
 ● RIGHT HAND  
 ● MONTAJE A LA DERECHA  
 ● MONTAGGIO A DESTRA  
 ● MONTAGE RECHTS  
 ● MONTAGE RECHTS



● Vous avez la possibilité de réaliser un montage à droite ou un montage à gauche. Notre notice d'installation décrit un montage à droite. Si vous voulez réaliser un montage à gauche, il vous suffit d'inverser le montage.



● This cubicle can be installed either left or right hand. These installation instructions show a right hand installation.

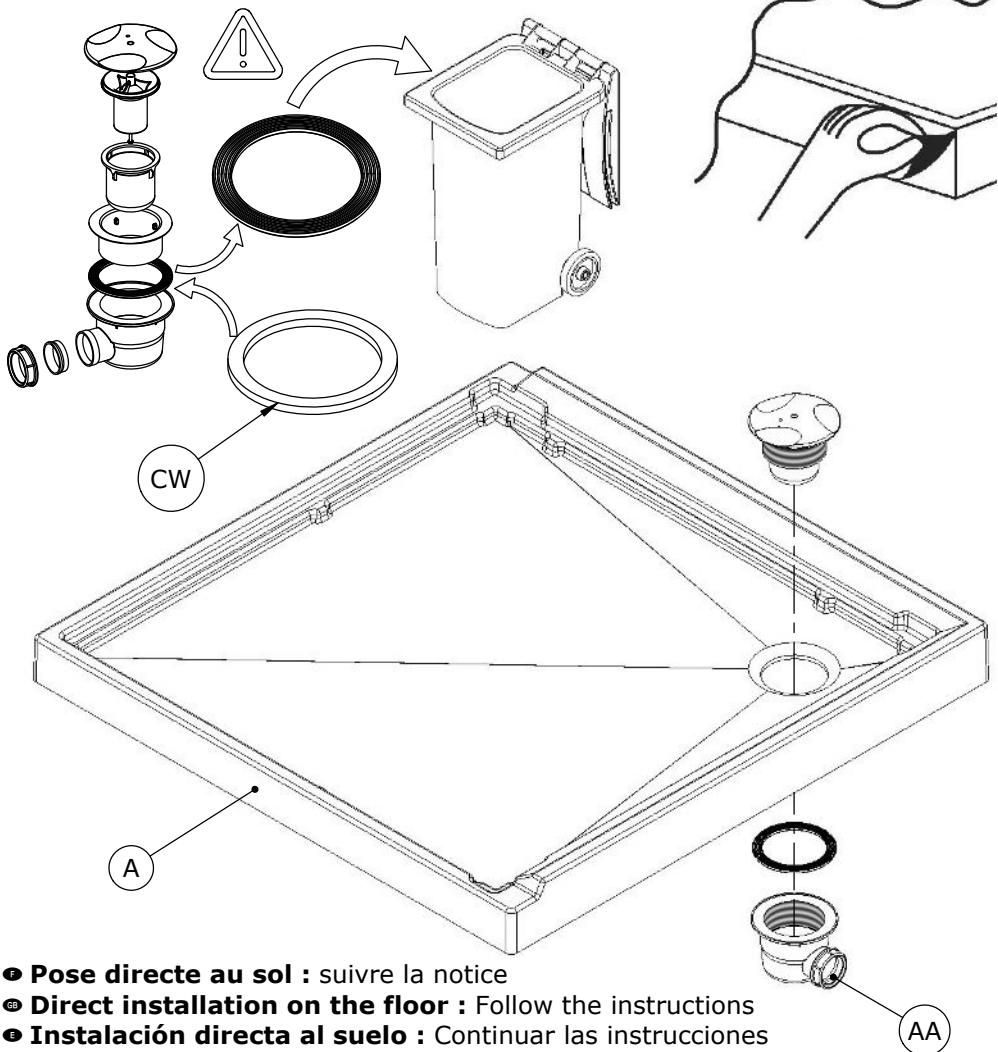
● Puede realizar un montaje a la derecha o un montaje a la izquierda. Nuestro folleto de instalación describe un montaje a la derecha. Si desea montar su cabina a la izquierda sólo tendrá que realizar el montaje al contrario.

● Avete la possibilità di effettuare il montaggio a destra o a sinistra. Il nostro manuale descrive il montaggio a destra. Se volete realizzare il montaggio a sinistra è sufficiente invertire varie fasi di montaggio.

● U kunt de douchecabine rechts of links monteren. Onze handleiding beschrijft de installatie aan de rechterkant van de cabine. Keer de montage om als u de cabine aan de linkerkant wilt monteren.

● Sie haben die Möglichkeit, eine Montage auf der linken Seite oder eine Montage auf der rechten Seite durchzuführen. Unsere Montageanleitung beschreibt eine Montage auf der rechten Seite. Wenn Sie die Montage lieber auf der linken Seite durchführen wollen, müssen Sie nur den Montageprozess umkehren.





- **Pose directe au sol** : suivre la notice
- **Direct installation on the floor** : Follow the instructions
- **Instalación directa al suelo** : Continuar las instrucciones
- **Installazione diretta a terra** : Continua le istruzioni
- **Installatie rechtstreeks op de grond** : Volg de handleiding
- **Direkte Installation am Boden** : Folgen Sie genauestens der Anleitung

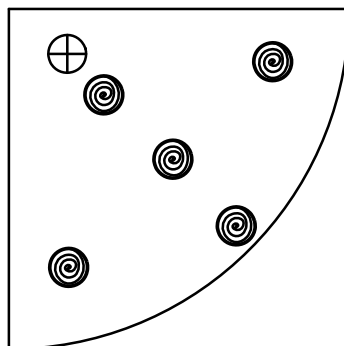
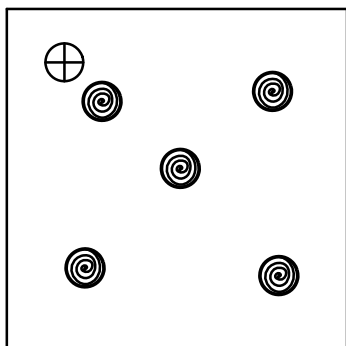
- **Pose sur pieds** : voir la notice spécifique à la pose des pieds
- **Installation on adjustable feet** : See the specific instructions for the installation of adjustable feet
- **Instalación sobre pies ajustables** : Consulte las instrucciones específicas para la instalación de los pies ajustables
- **Installazione su piedi regolabili** : Vedere le istruzioni specifiche per l'installazione dei piedini regolabili
- **Installatie op stelpoten** : Zie de specifieke instructies voor de installatie op stelpoten
- **Installation auf verstellbaren Füßen** : Beachten Sie die spezifischen Anweisungen für die Installation auf verstellbaren Füßen

**F** Pose directe au sol - MAP

- GB** Direct installation on the floor - adhesive mortar
- E** Instalación directa al suelo - mortero adhesivo
- I** Installazione diretta a terra - malta adesiva
- NL** Installatie rechtstreeks op de grond - kleefmortel
- D** Direkte Installation am Boden - Klebemörtel

CARRE 90X90

1/4 RD 90X90

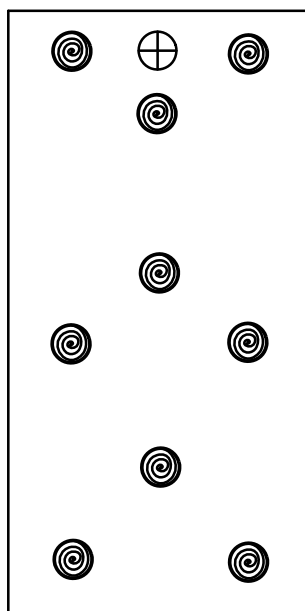
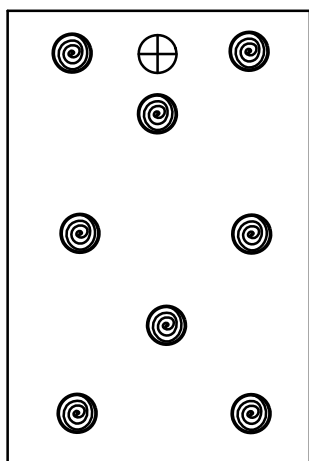


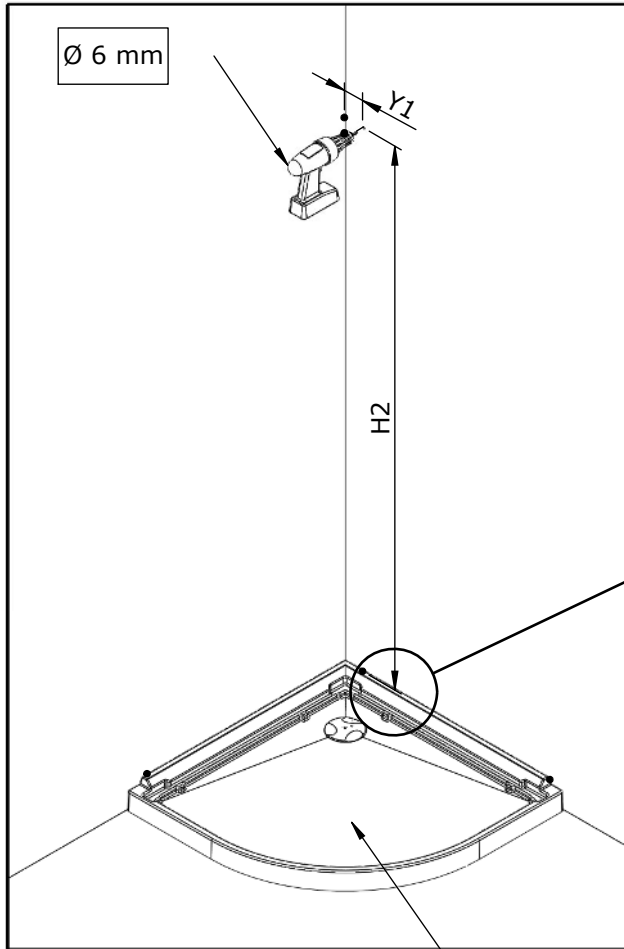
RECT. 110X80

RECT. 120X90

RECT. 160X80

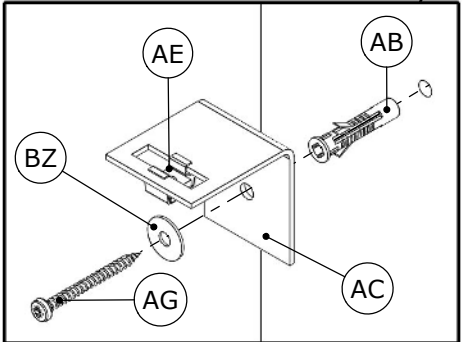
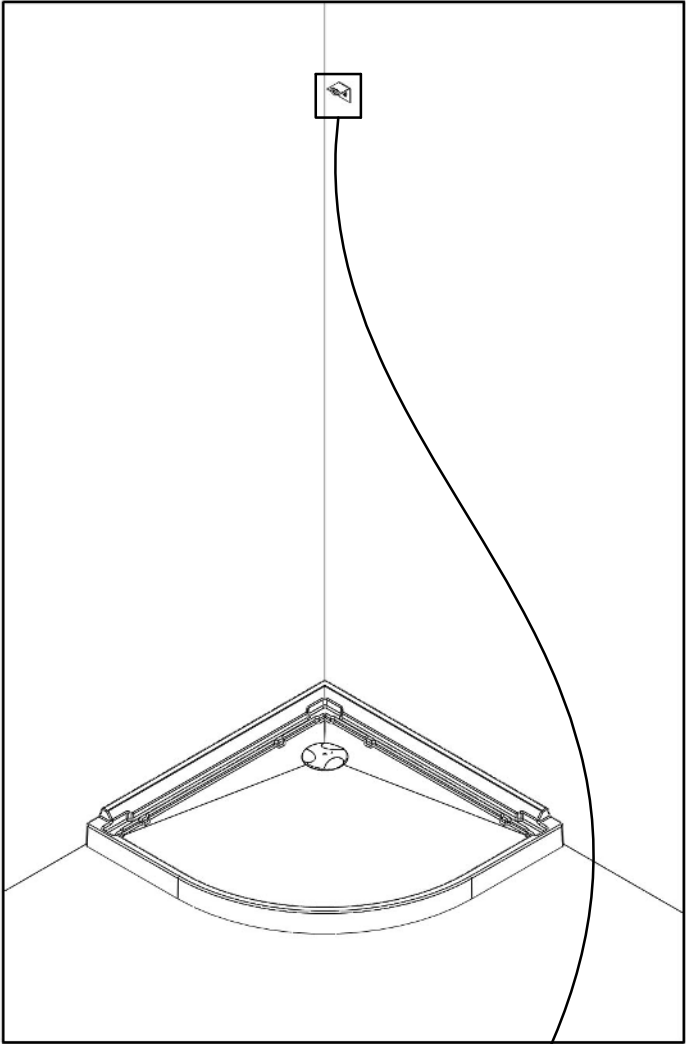
RECT. 170X80






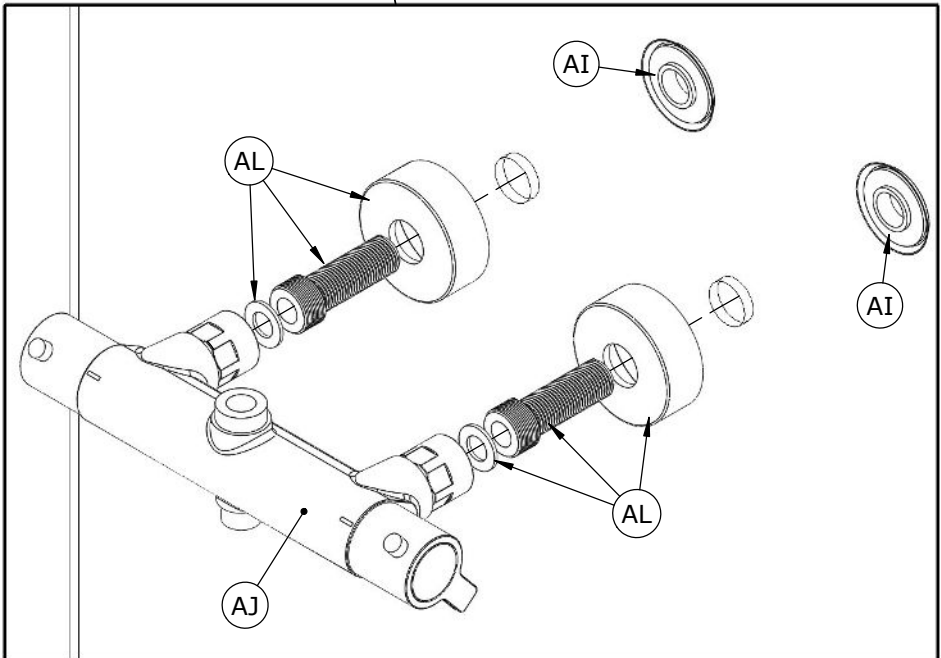
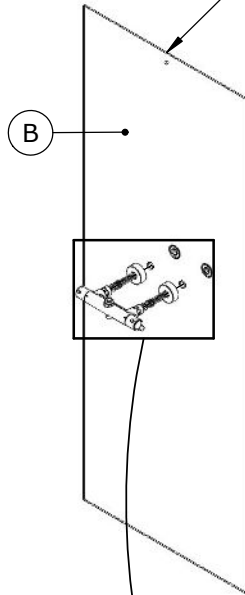
Taille	90x90
H2	1922
Y1	77

- Protéger le receveur
- Protect the shower tray
- Proteger el plato
- Proteggere il piatto
- Bescherm de douchebak
- Duschtasse schützen






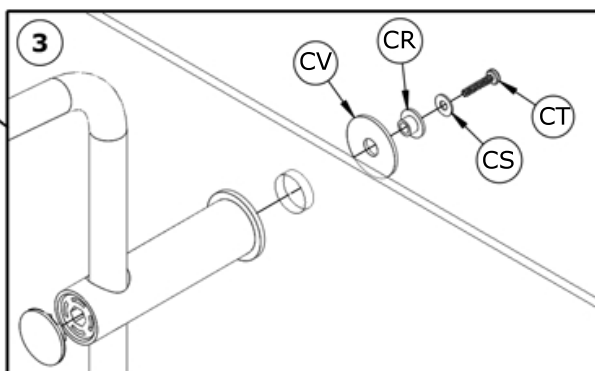
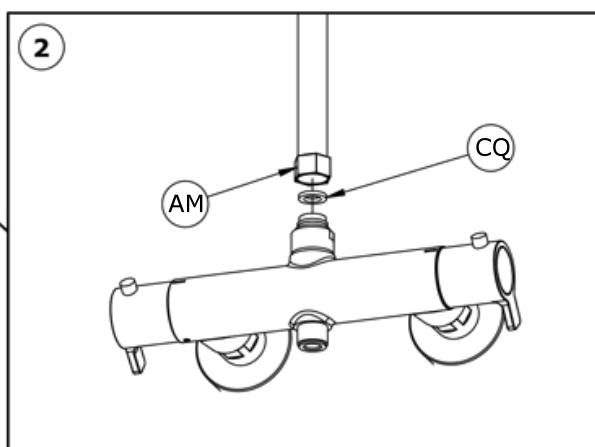
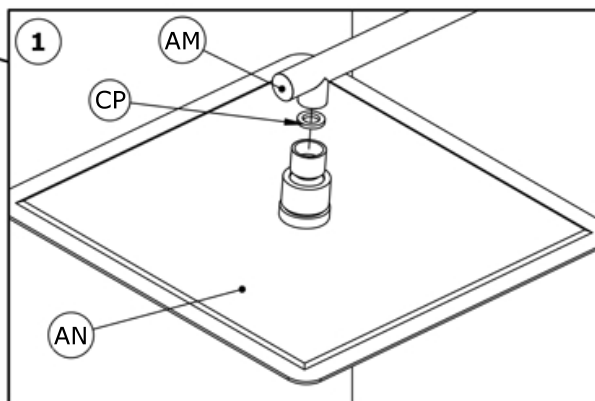
- Sérigraphie à l'extérieur
- Screen printing on the outside
- Impresión en el fuera
- Serigrafia esterna
- Glas-print aan buitenzijde
- Siebdruck außen

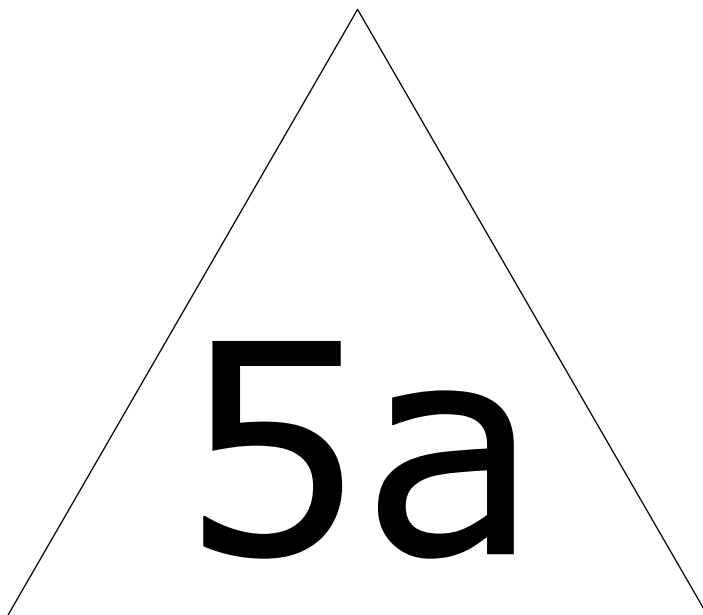



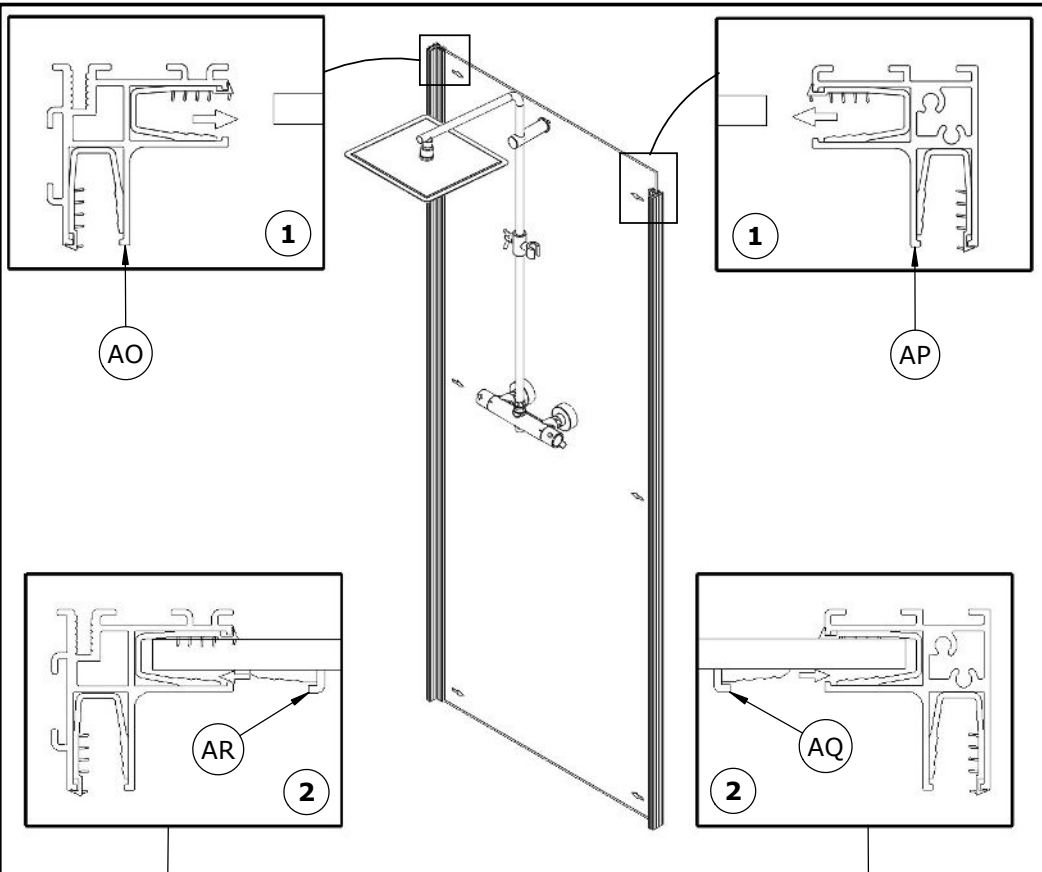




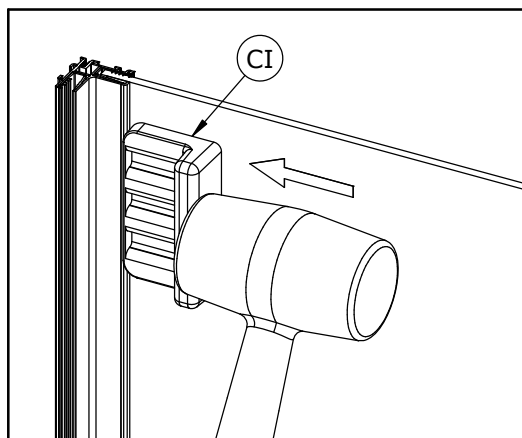
- Sérigraphie à l'extérieur
- Screen printing on the outside
- Impresión en el fuera
- Serigrafía esterna
- Glas-print aan buitenzijde
- Siebdruck außen

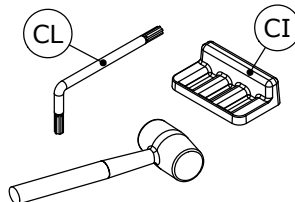
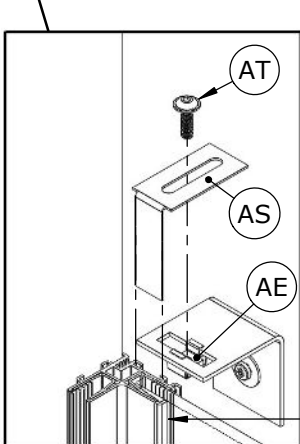
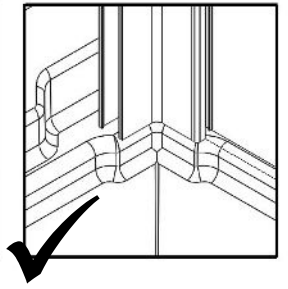
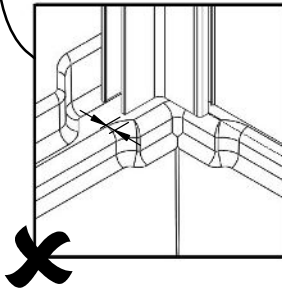
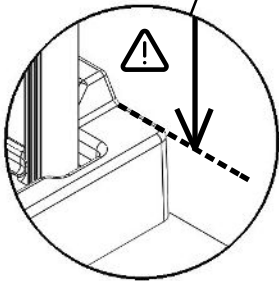
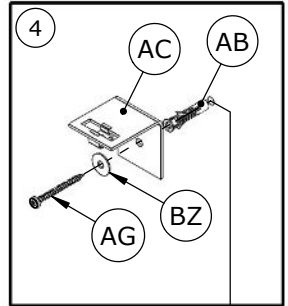
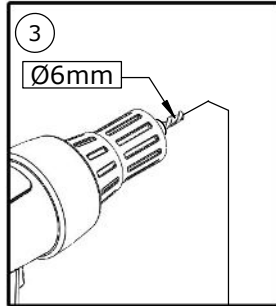
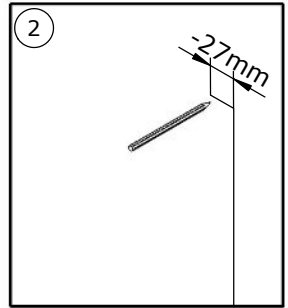
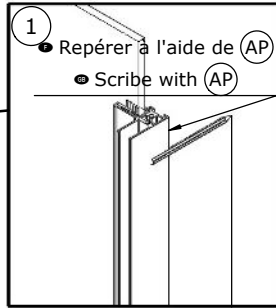
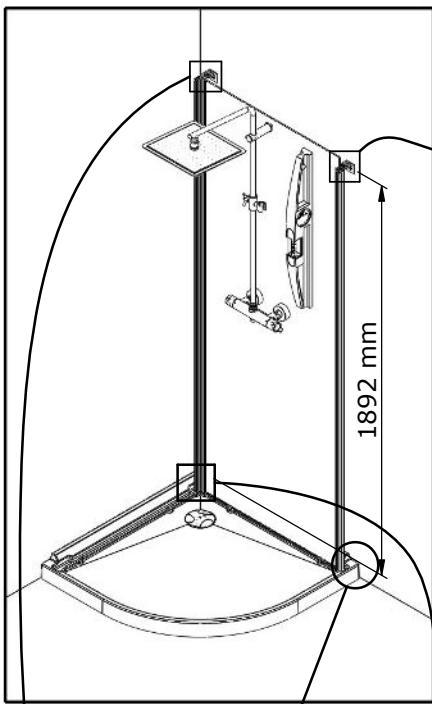




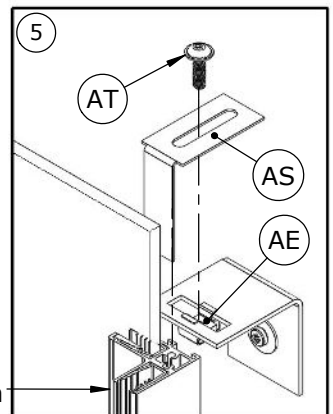



- F Zone de réglage - Ne pas verrouiller ● GB Setting zone - Do not lock  
 ● E Zona de ajuste - No bloquear ● I Zona di regolazione - Non bloccare  
 ● NL Afstel zone - Niet vast zetten ● D Einstellbereich - Nicht blockieren



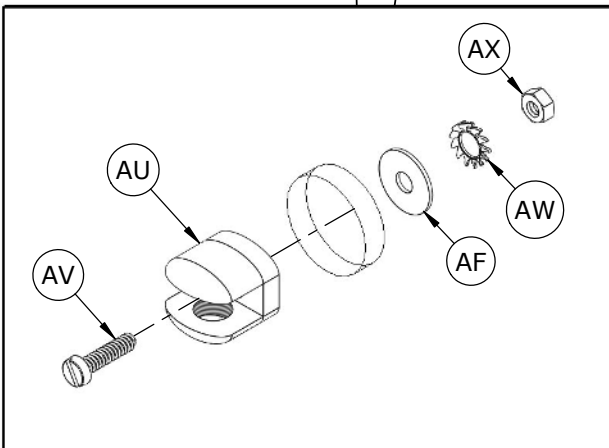
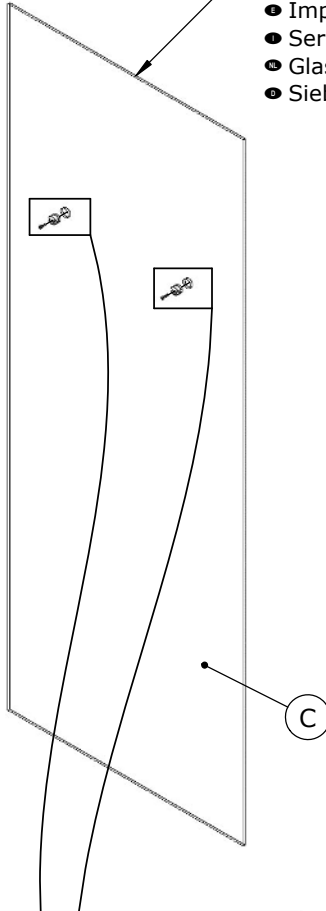


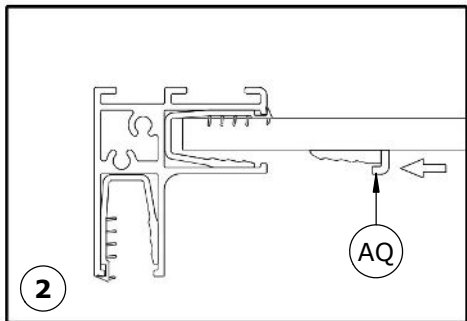
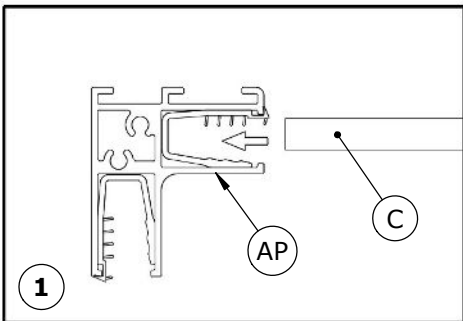
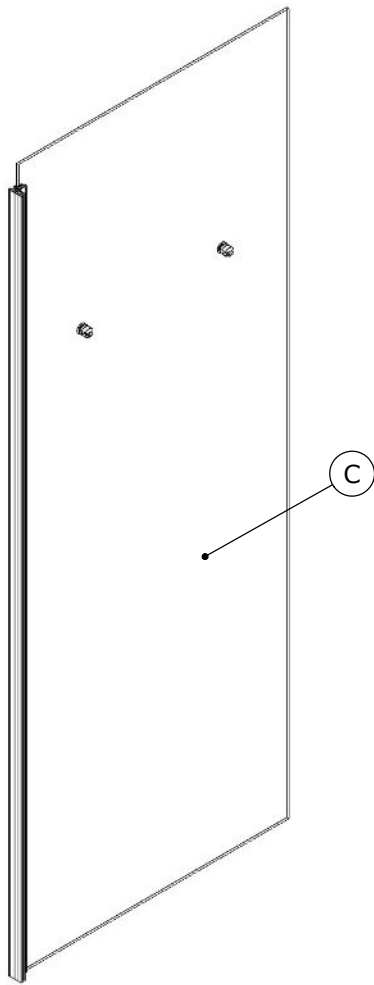
- Régler puis verrouiller
- Adjust and lock
- Ajustar y bloquear
- Regolare e bloccare
- Afstellen vervolgens vast zetten
- Einstellen und Festziehen



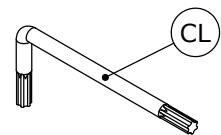
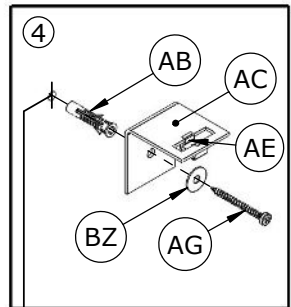
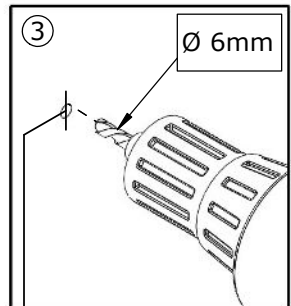
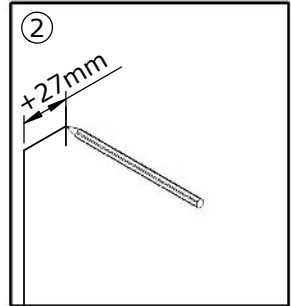
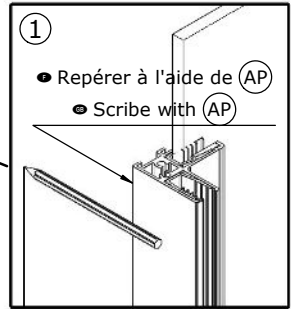
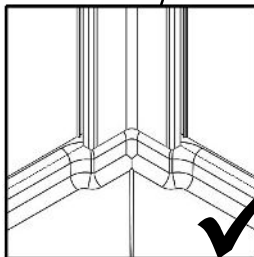
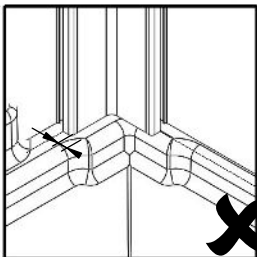
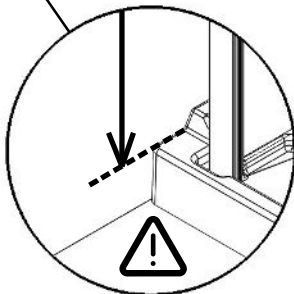
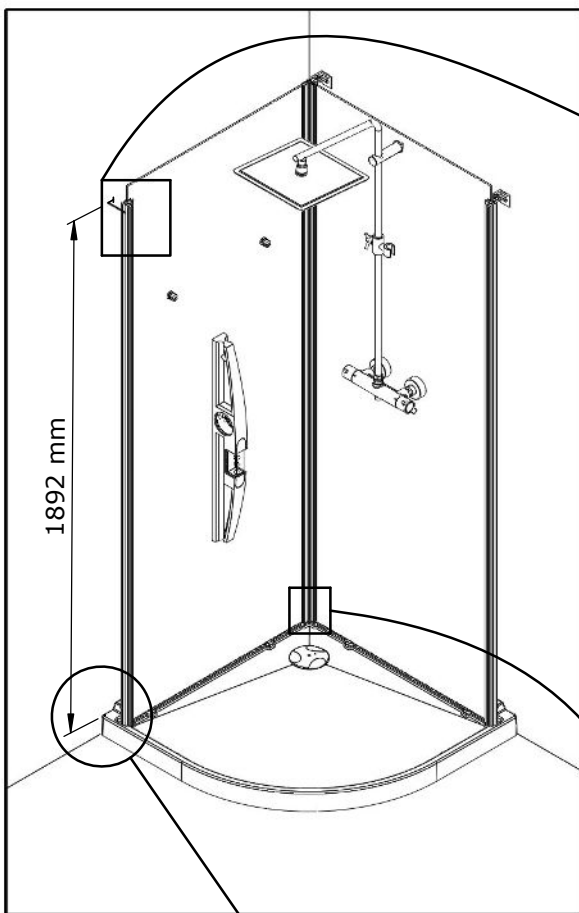


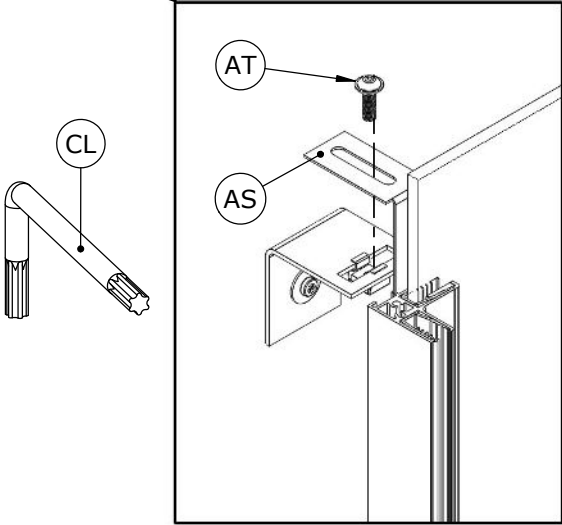
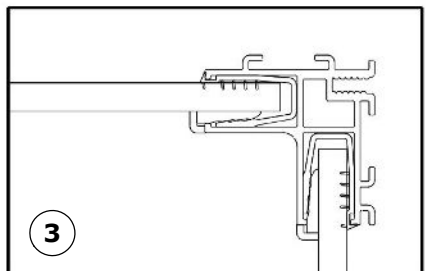
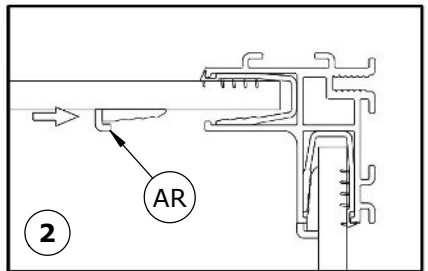
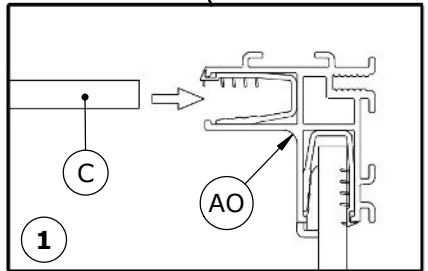
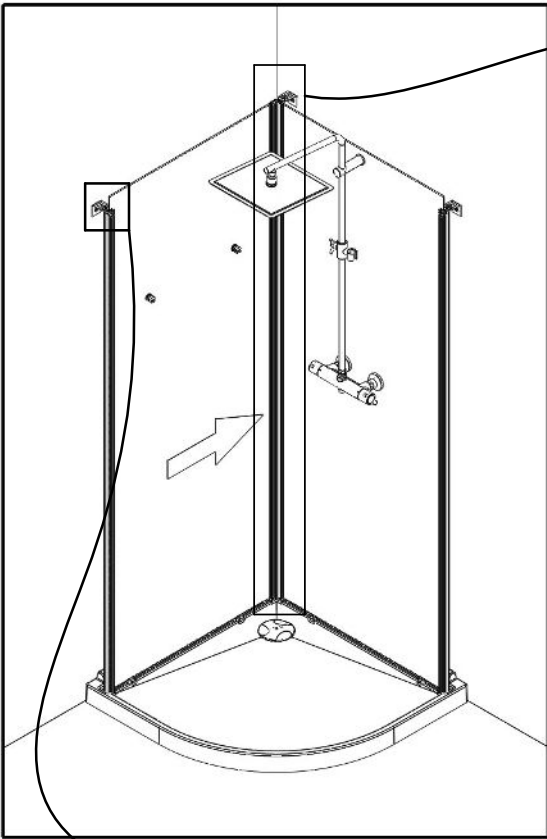
- Sérigraphie à l'extérieur
- Screen printing on the outside
- Impresión en el fuera
- Serigrafia esterna
- Glas-print aan buitenzijde
- Siebdruck außen

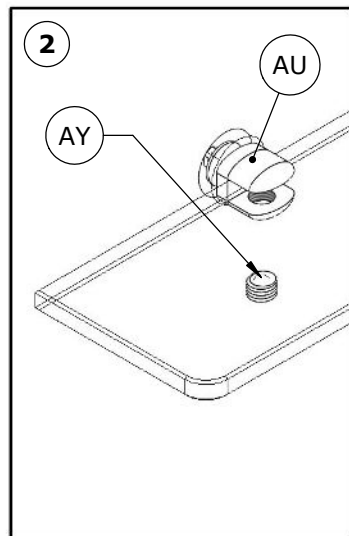
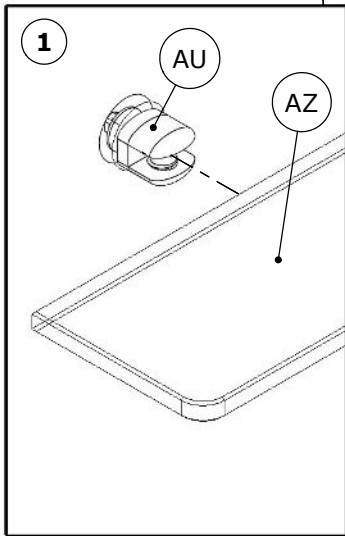
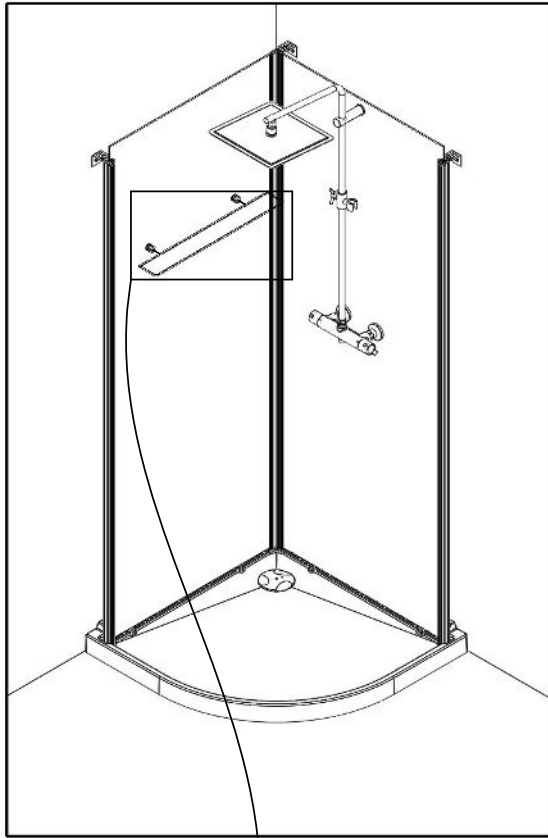





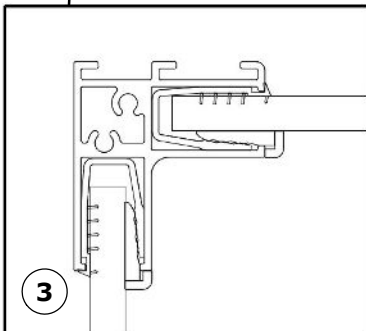
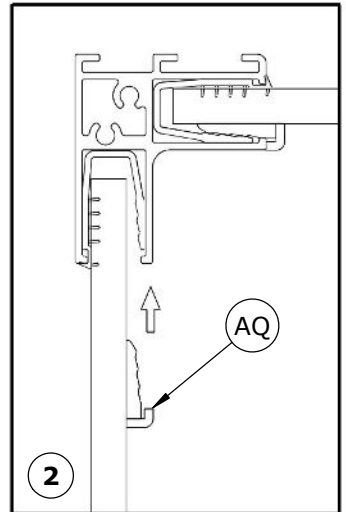
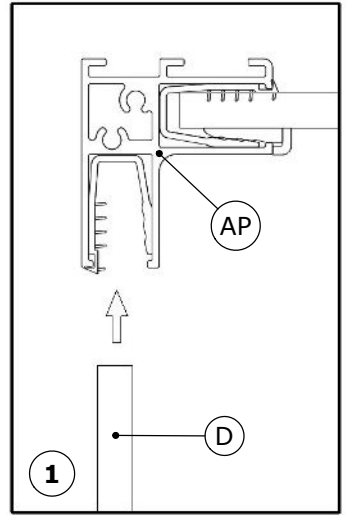
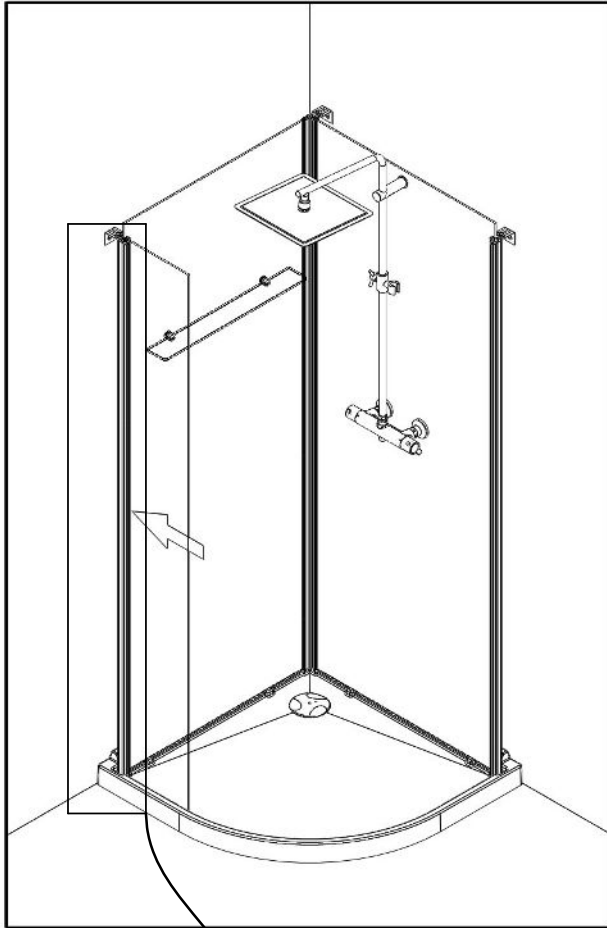


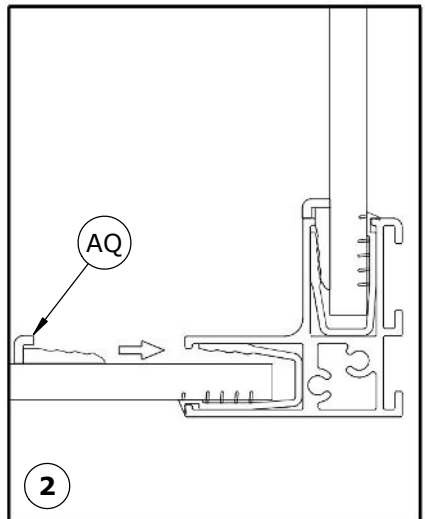
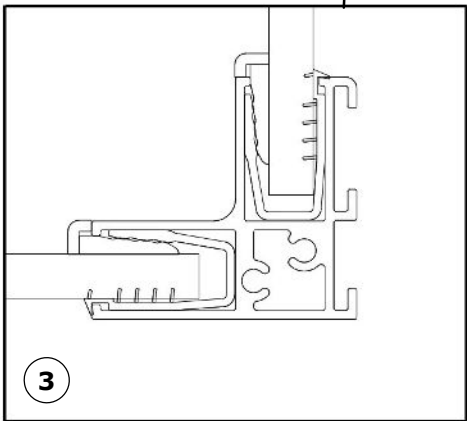
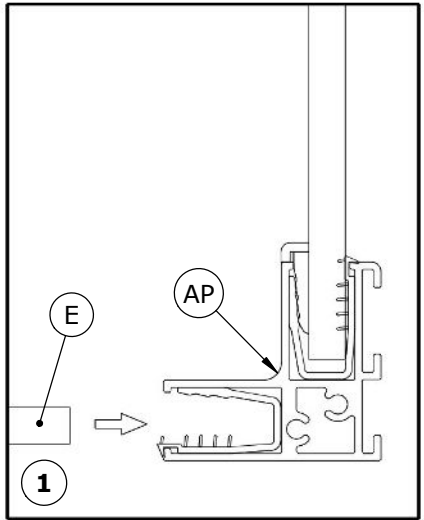
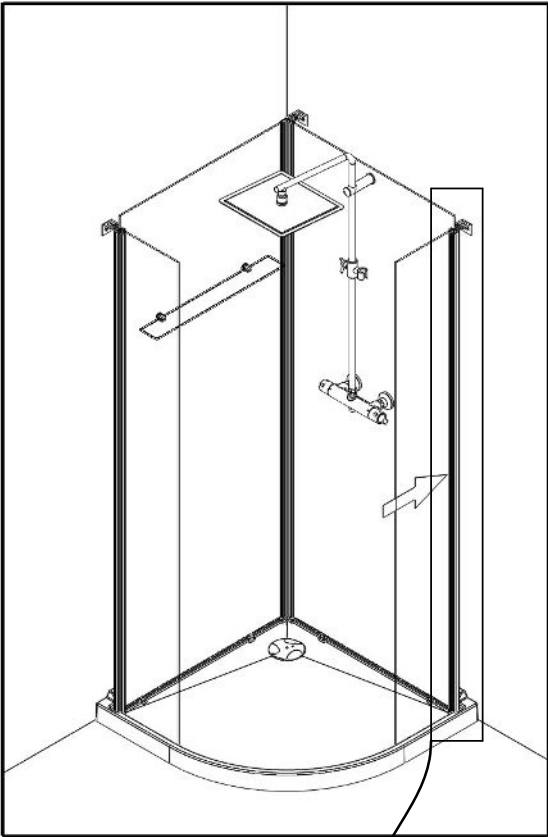


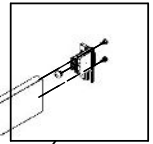
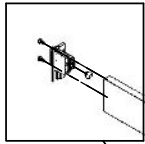




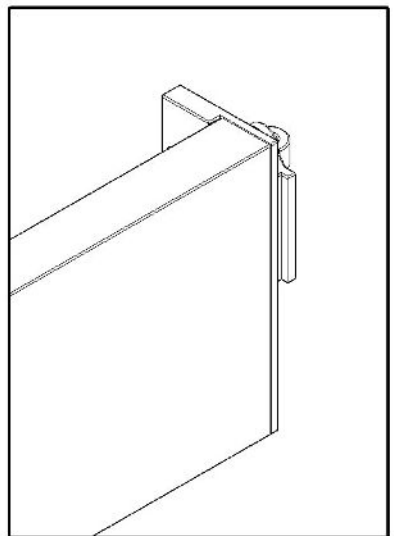
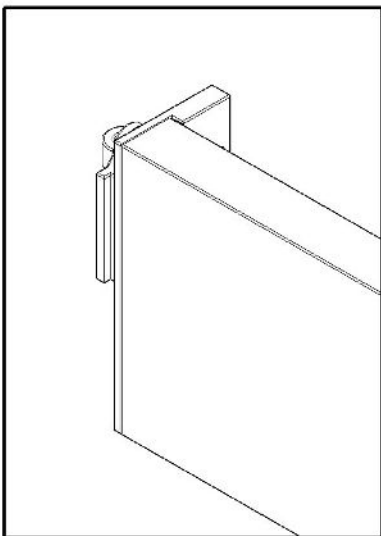
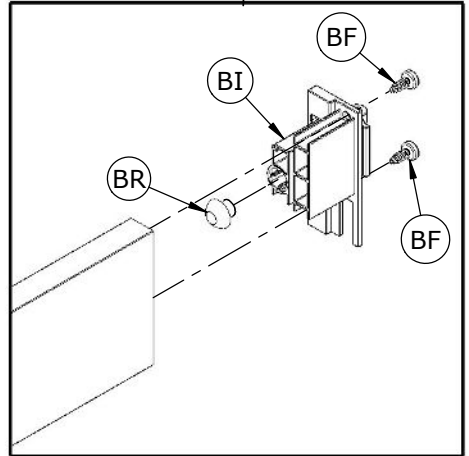
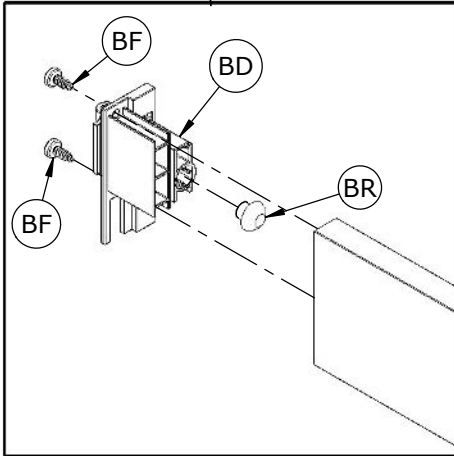




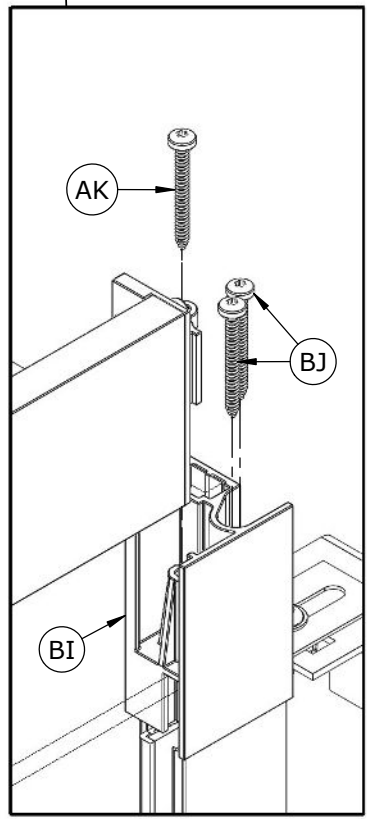
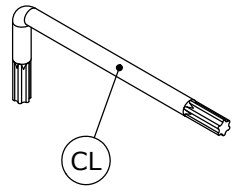
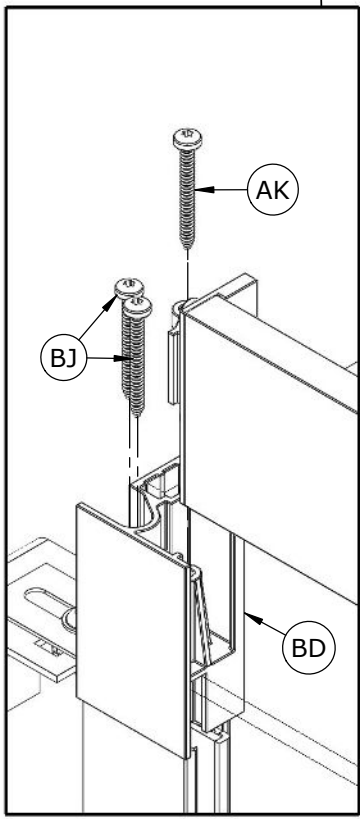
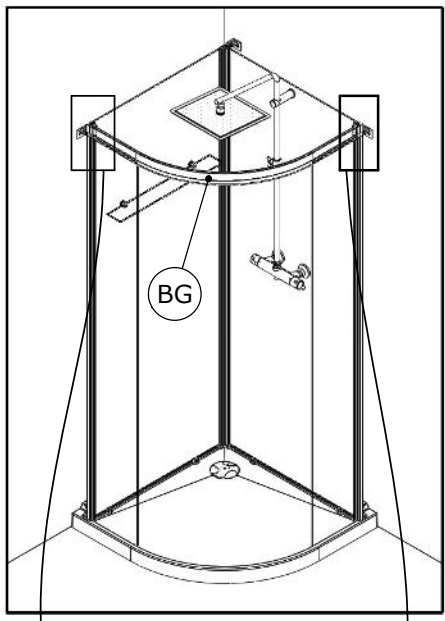




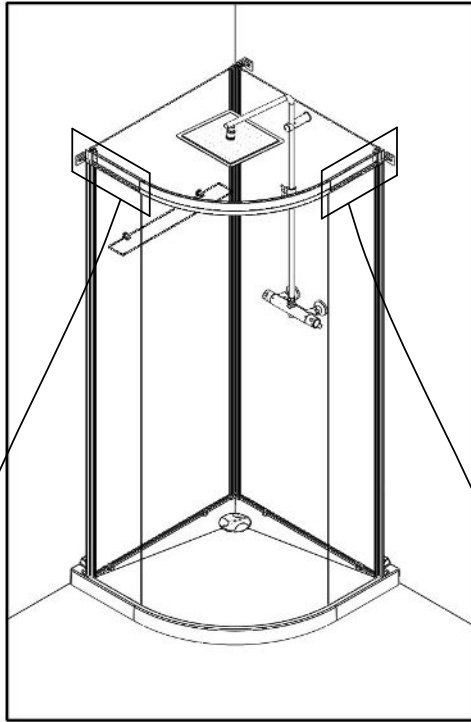
BG



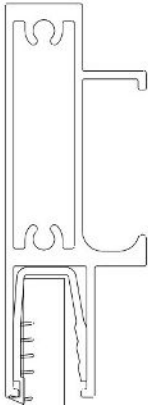
- Extérieur ● Outside ● Exterior
- Esterno ● Buitenkant ● Außen
- Intérieur ● Inside ● Interior
- Interno ● Binnenkant ● Innen







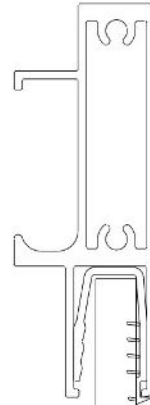
● Extérieur ● Outside ● Exterior  
 ● Esterno ● Buitenkant ● Außen



BE

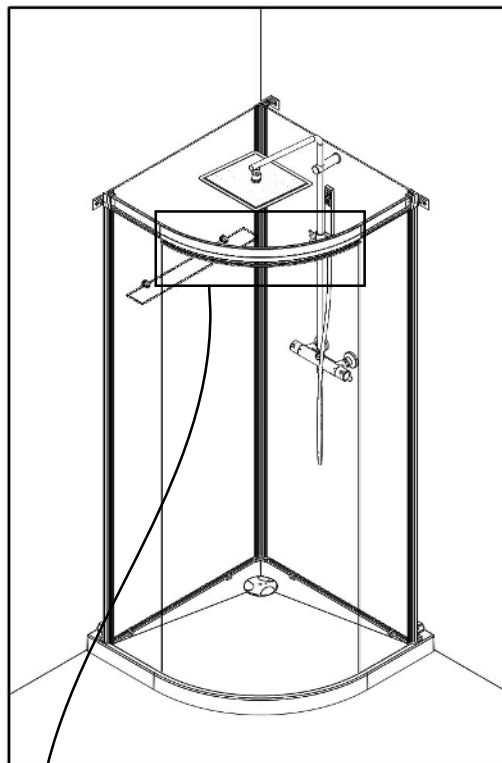
● Intérieur ● Inside ● Interior  
 ● Interno ● Binnenkant ● Innen

● Intérieur ● Inside ● Interior  
 ● Interno ● Binnenkant ● Innen

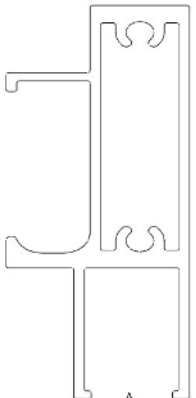


BE

● Extérieur ● Outside ● Exterior  
 ● Esterno ● Buitenkant ● Außen

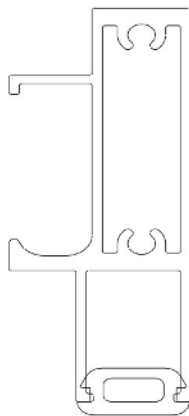


● Intérieur ● Inside ● Interior  
 ● Interno ● Binnenkant ● Innen

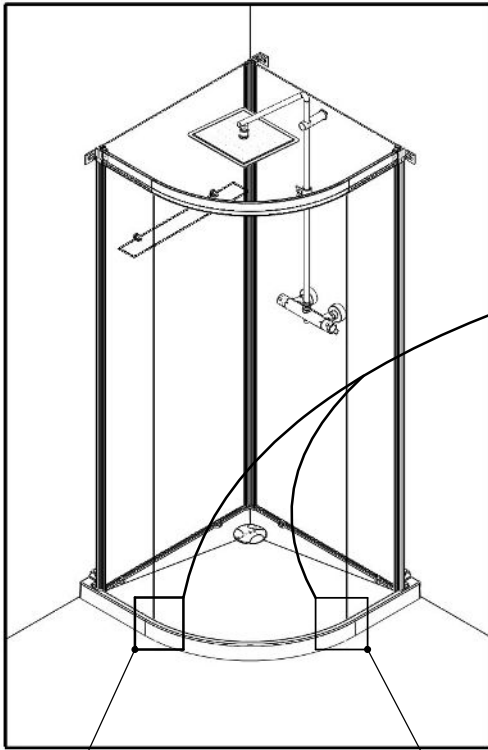


● Extérieur ● Outside ● Exterior  
 ● Esterno ● Buitenkant ● Außen

● Intérieur ● Inside ● Interior  
 ● Interno ● Binnenkant ● Innen



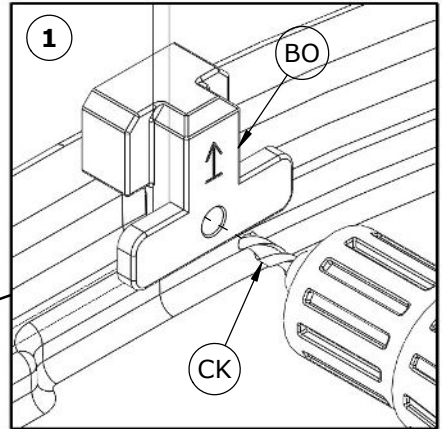
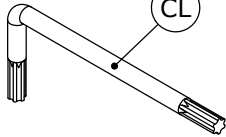
● Extérieur ● Outside ● Exterior  
 ● Esterno ● Buitenkant ● Außen



BT

CL

BS

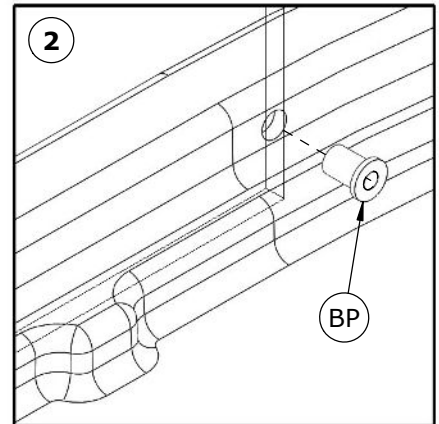


1

BO

CK

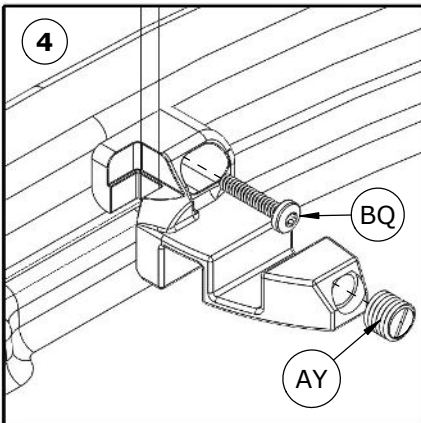
• Vue intérieure • Interior view • Vista interior  
 • Vista inferiore • Binnenkant • Innenansicht



2

BP

• Vue intérieure • Interior view • Vista interior  
 • Vista inferiore • Binnenkant • Innenansicht

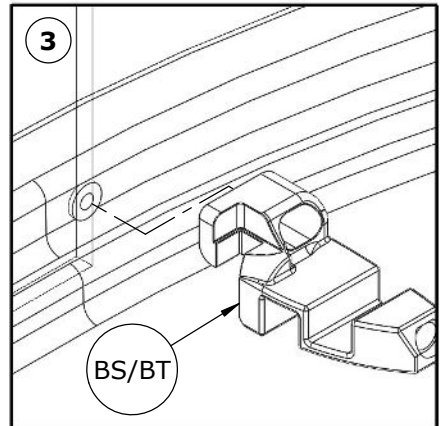


4

BQ

AY


• Vue intérieure • Interior view • Vista interior  
 • Vista inferiore • Binnenkant • Innenansicht

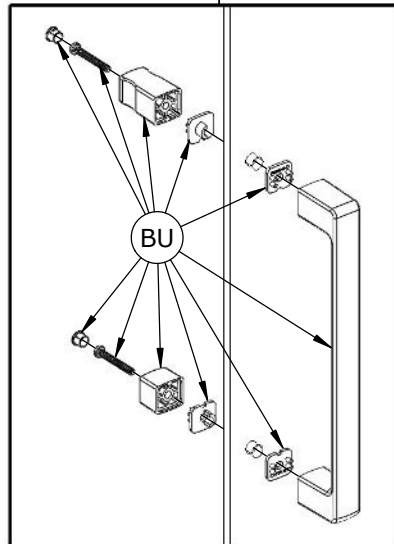
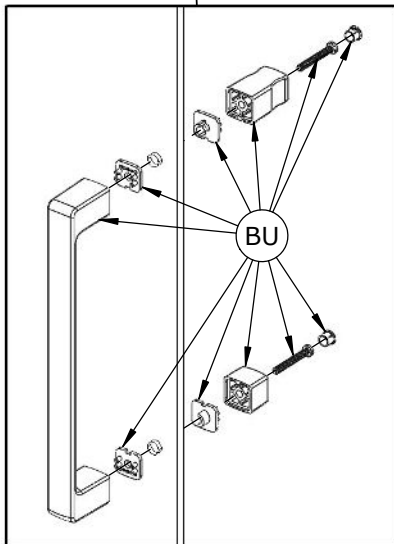
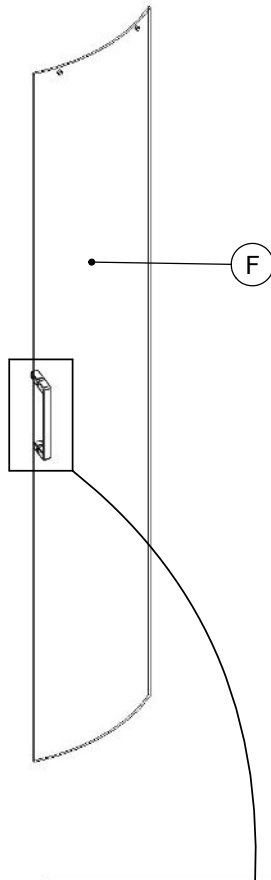
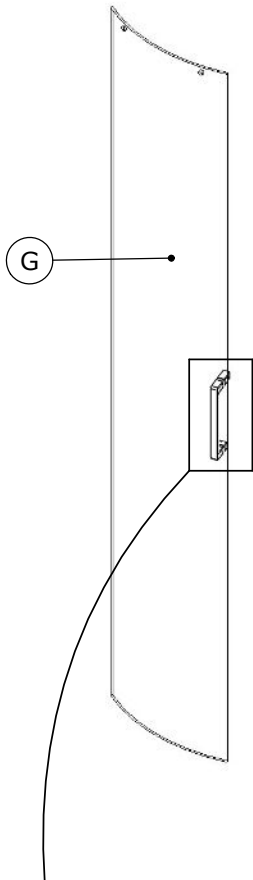


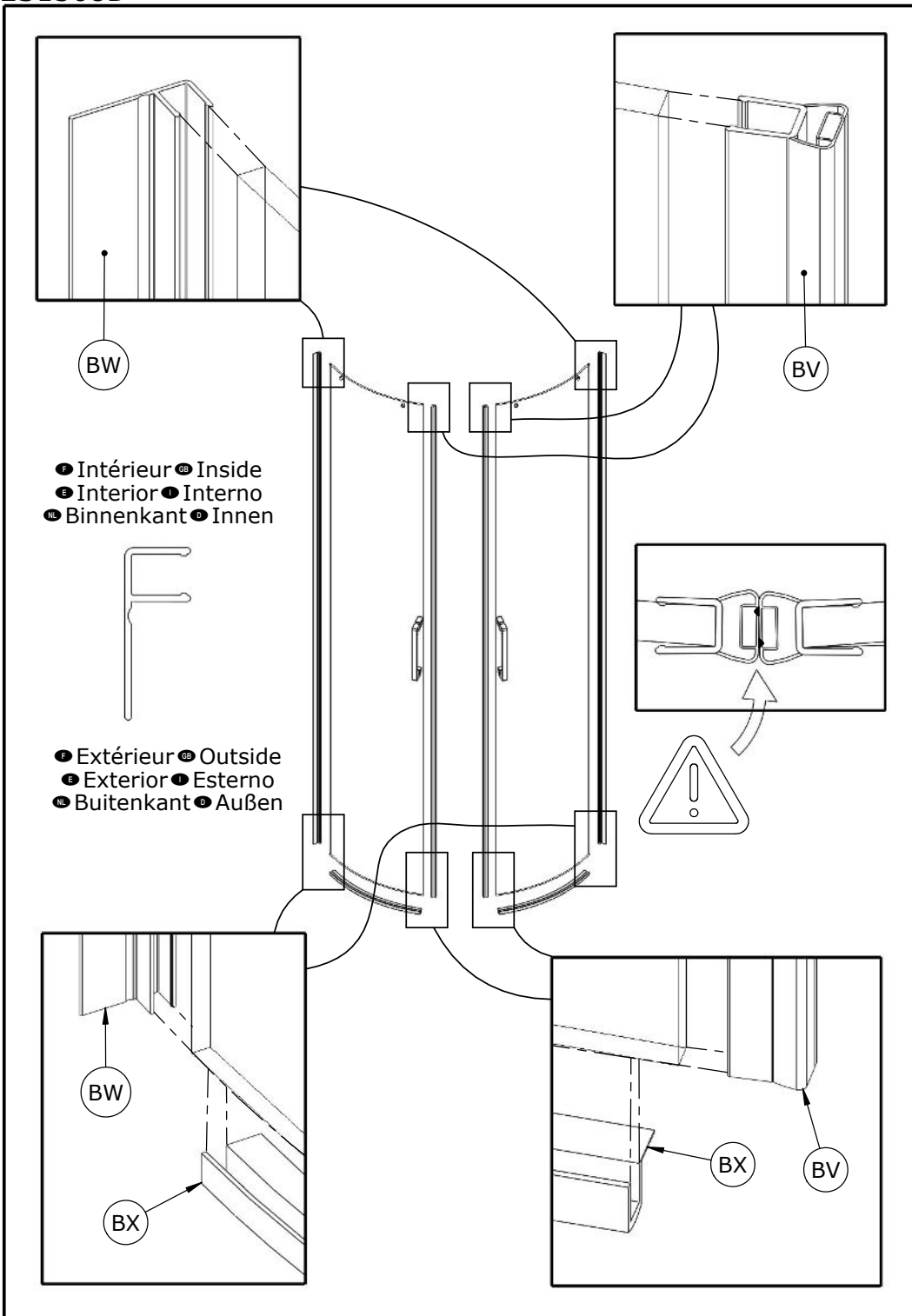
3

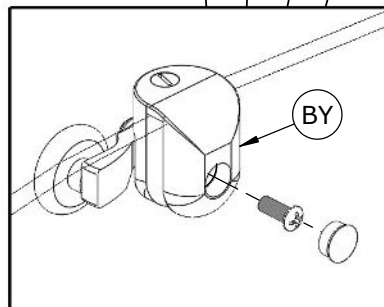
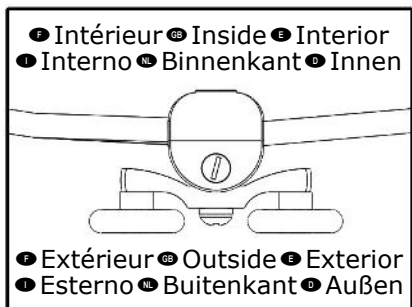
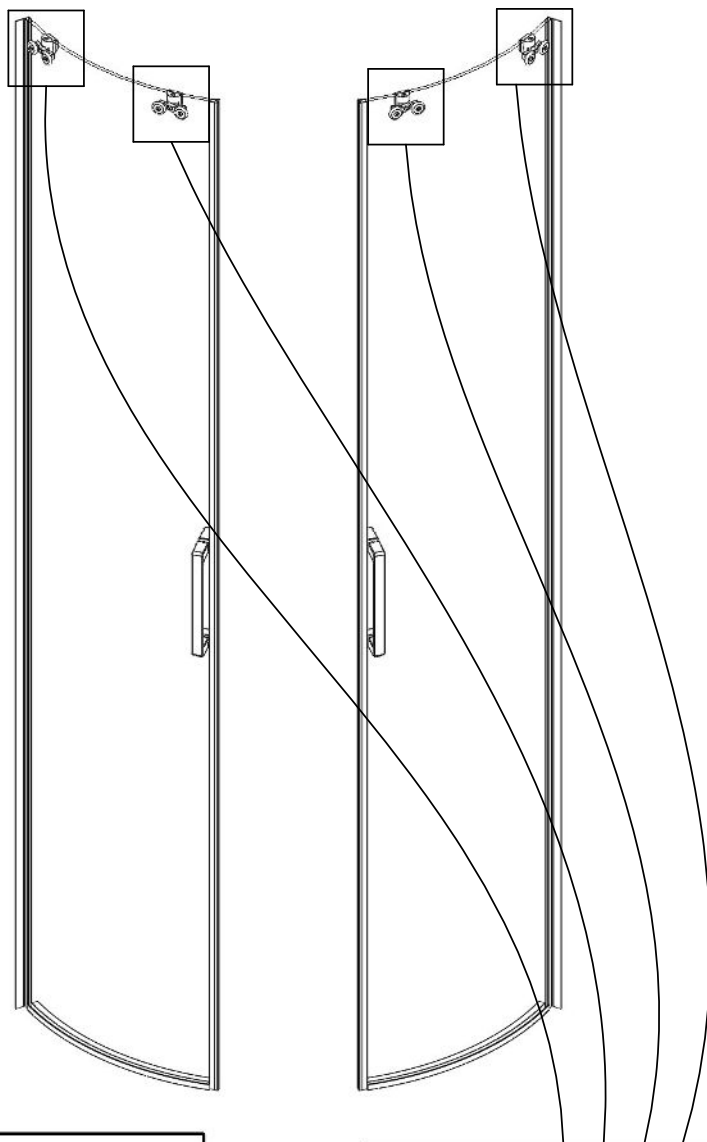
BS/BT

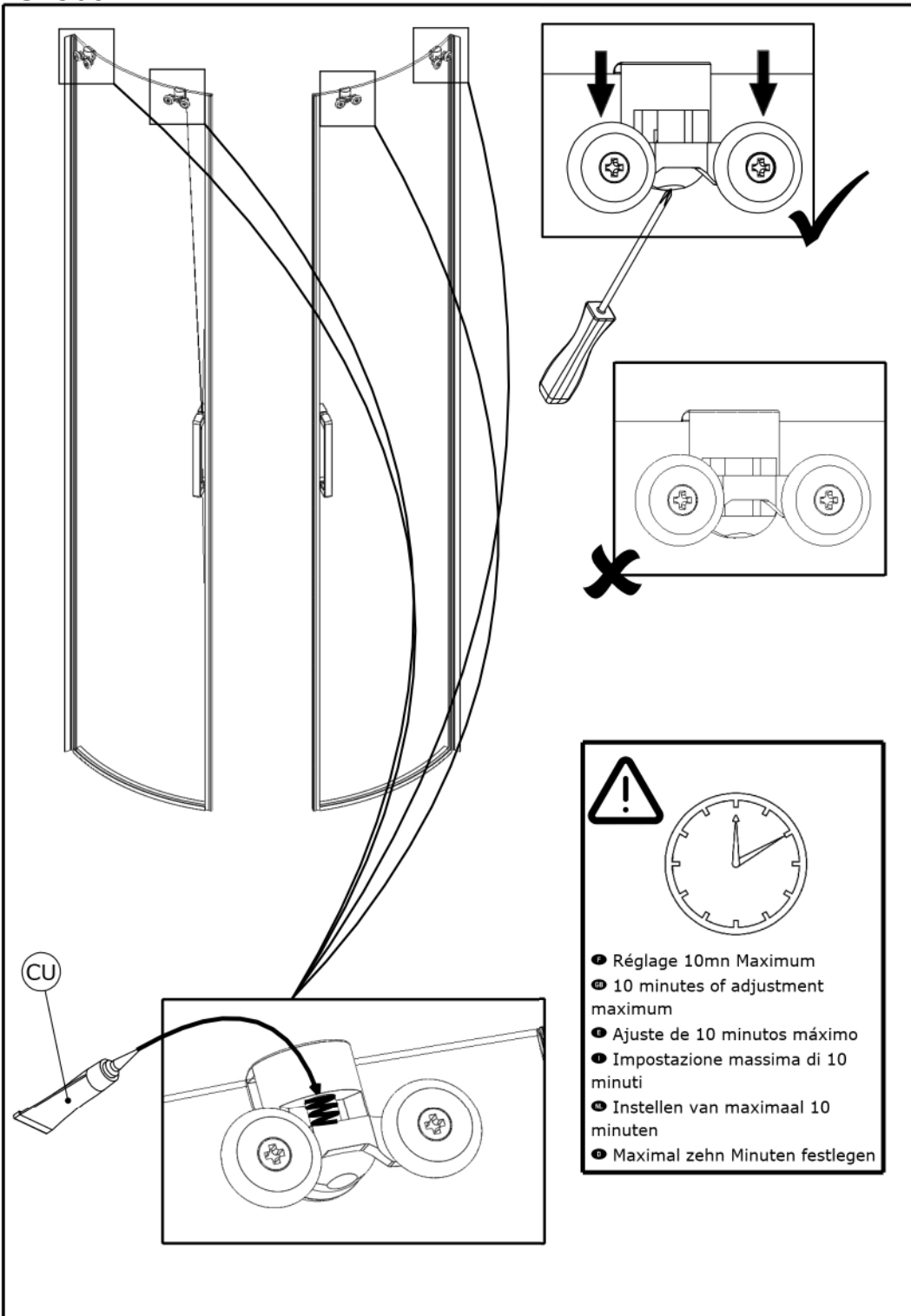
• Vue intérieure • Interior view • Vista interior  
 • Vista inferiore • Binnenkant • Innenansicht



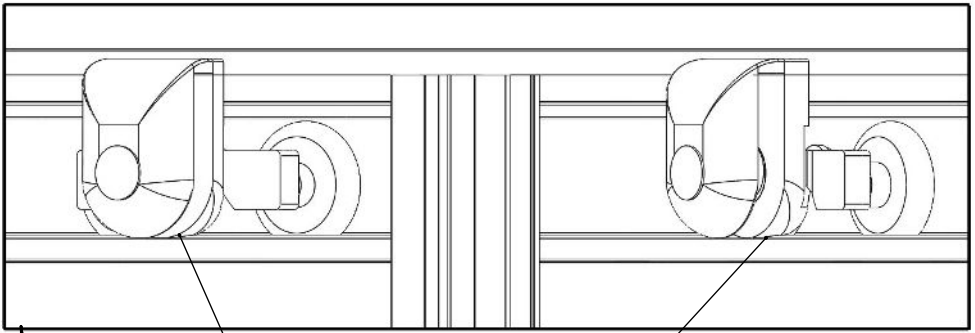




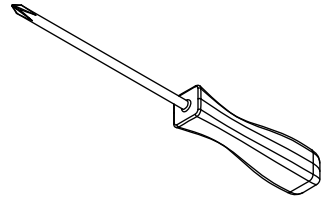
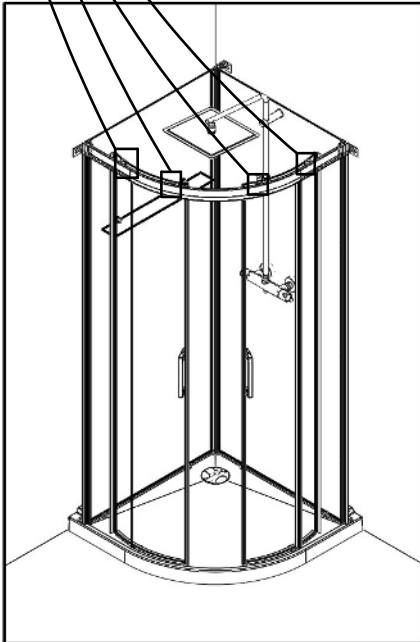


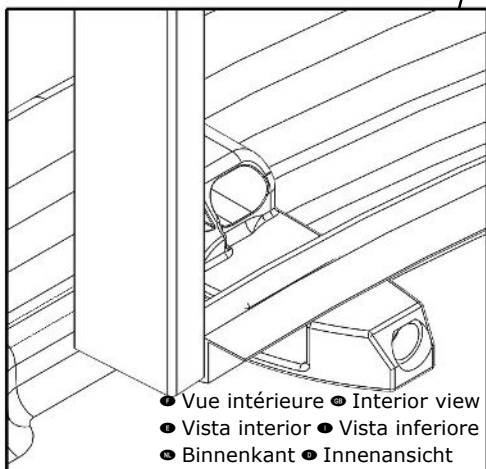
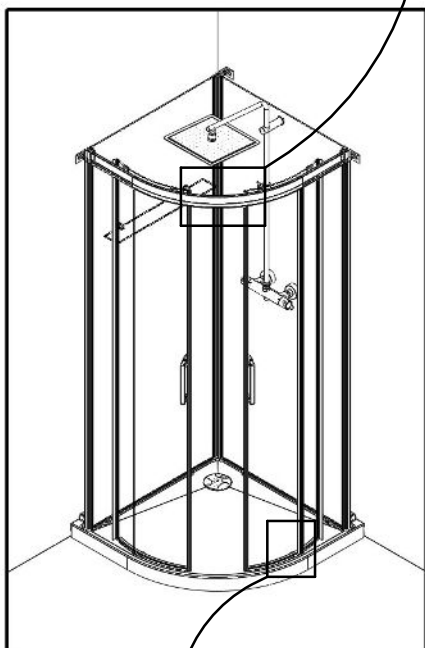
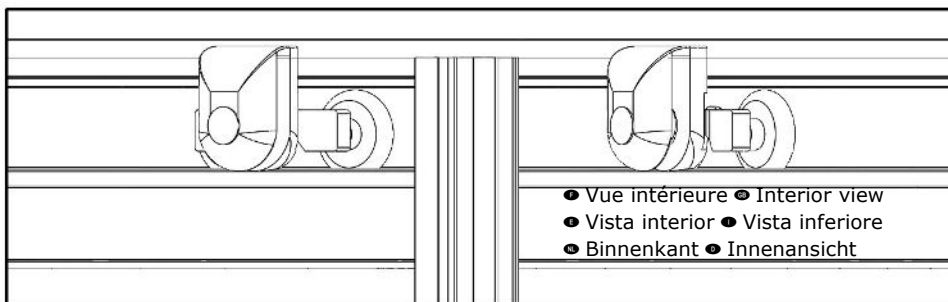


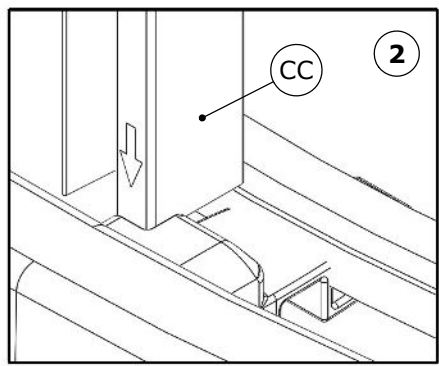
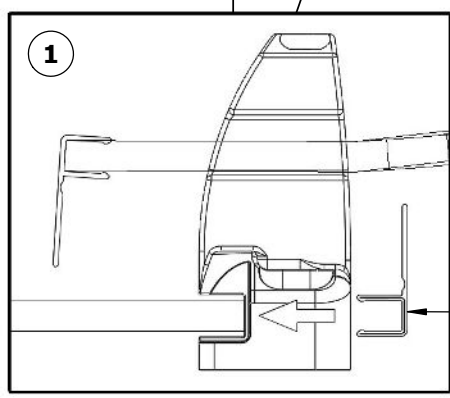
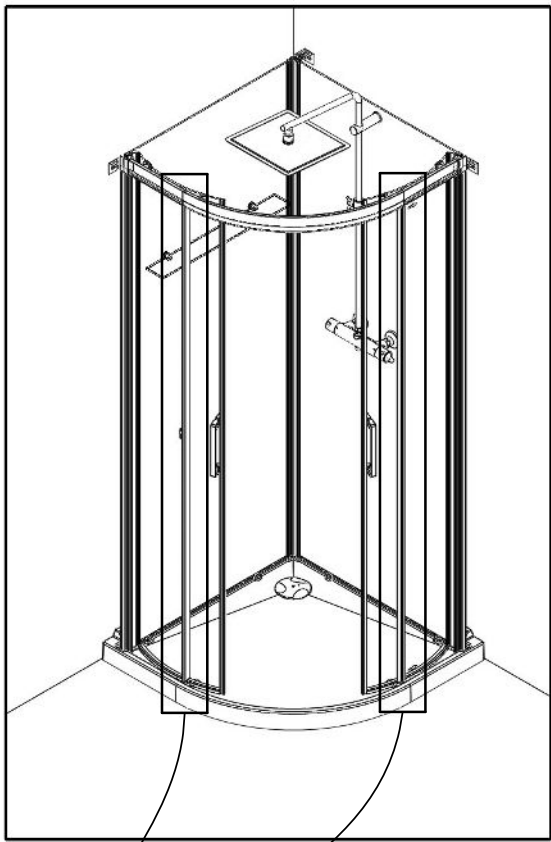


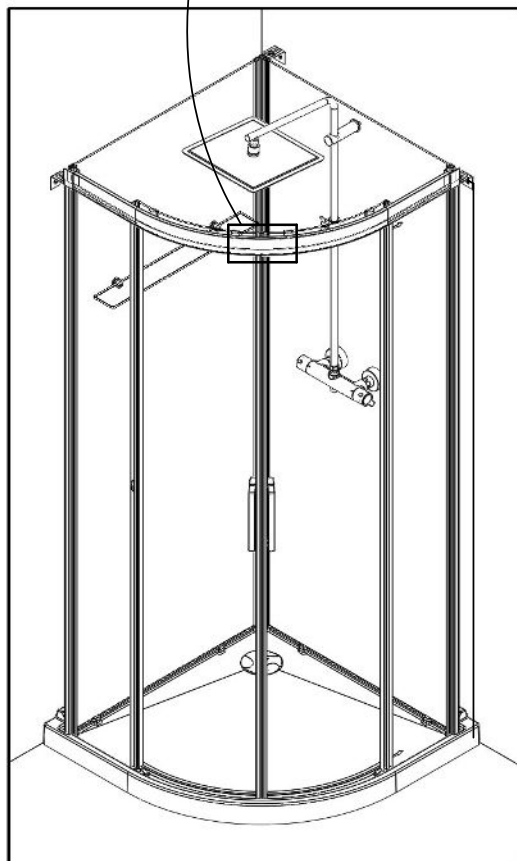
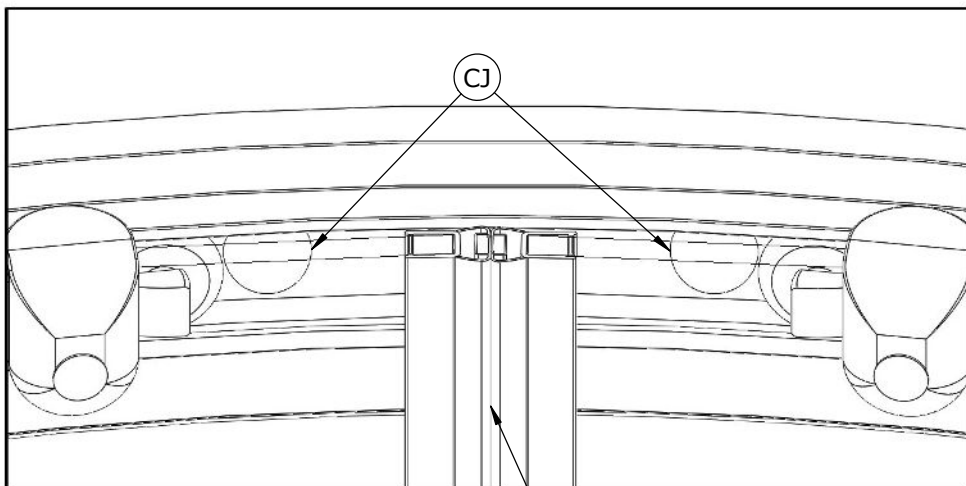


- Réglage des portes
- Doors adjustment
- Ajuste de las puertas
- regolazione porte
- Deuren afstellen
- Ausrichten und Einstellen der Tür

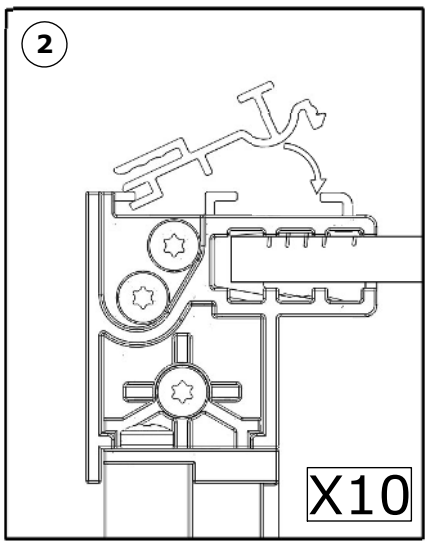
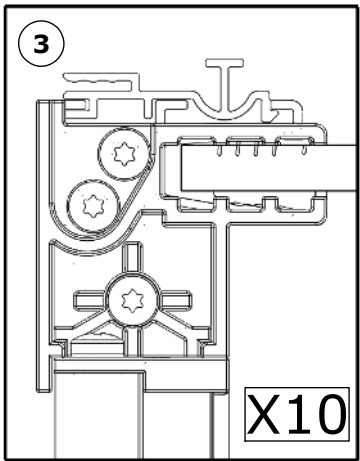
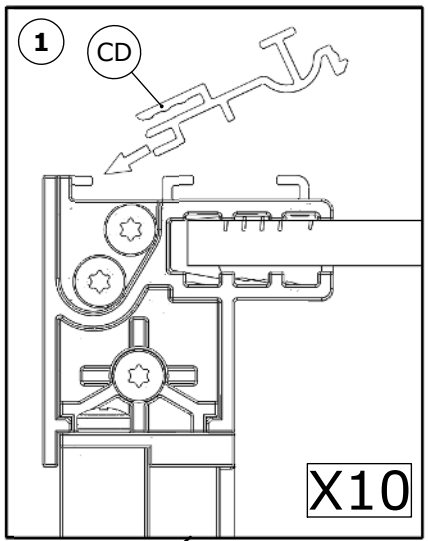
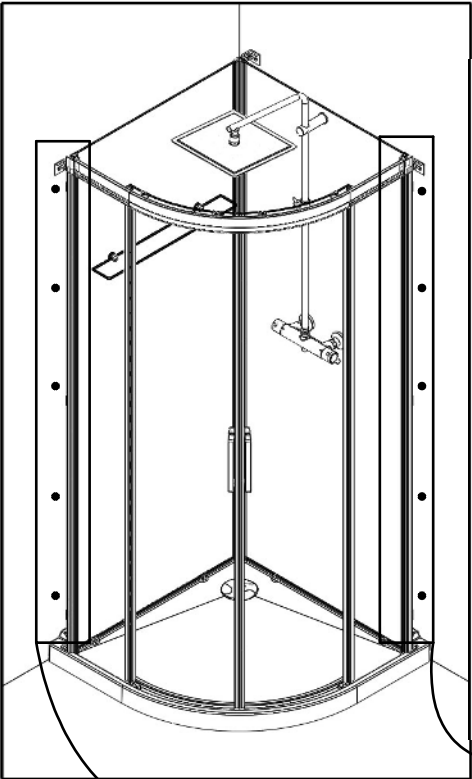


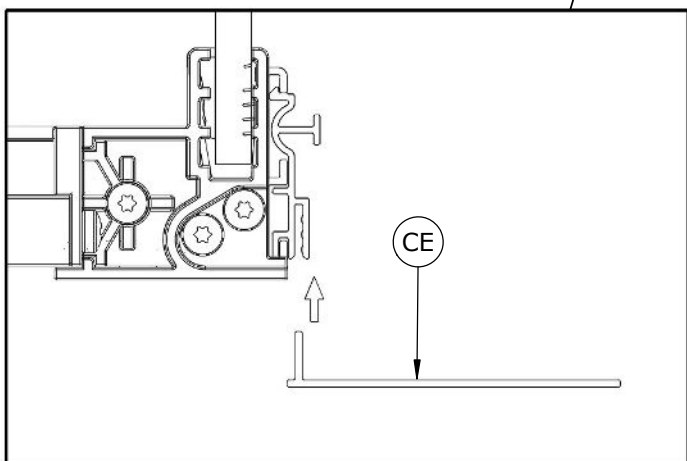
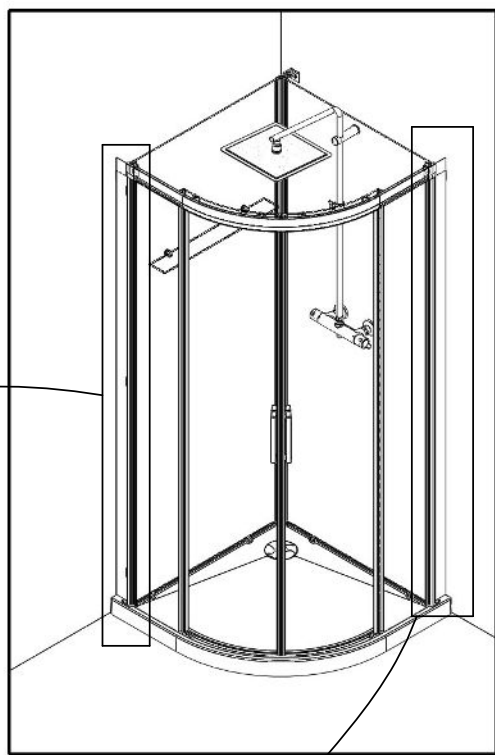
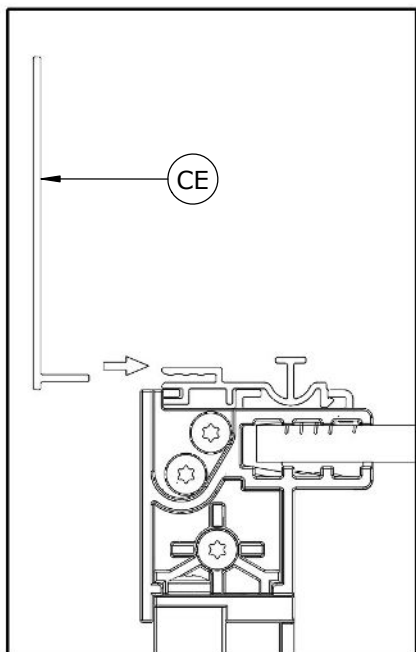


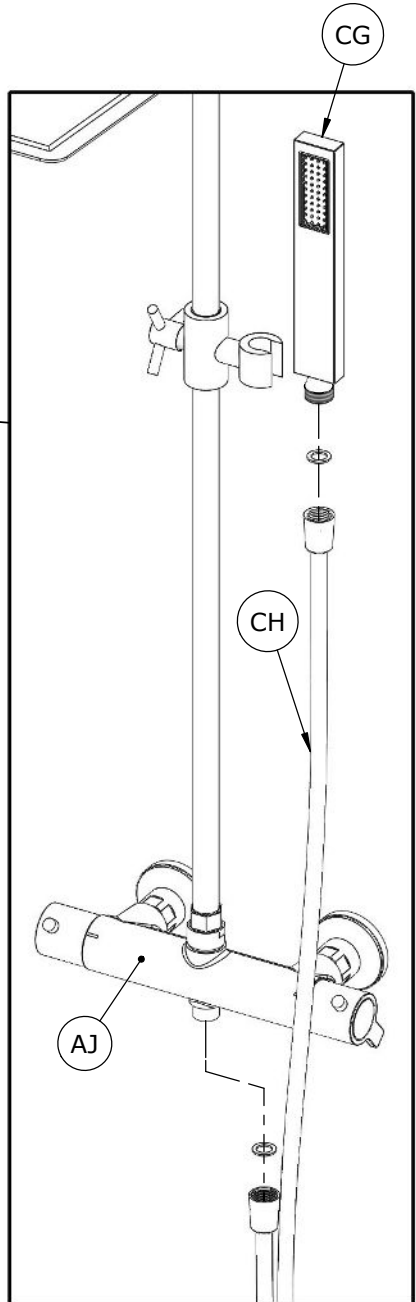
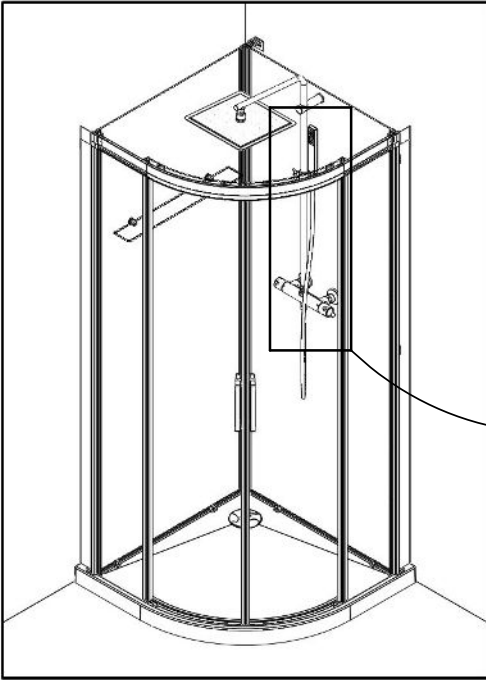




- Centrer les portes, puis coller les butées
- Center the doors, then glue the stops
- Centre las puertas, luego pegue las paradas
- Centrare le porte, quindi incollare le fermate
- Centreeer de deuren, vervolgens de stops lijmen
- Zentrieren Sie die Türen und kleben Sie die Anschläge an









**SAV**  
**SERVICE HELPLINES**  
**ASSISTENZA POST-VENDITA**  
**SERVICIO POSTVENTA**

**FRANCE**

02 40 21 29 45

**SCHWEIZ**

(01) 748 17 44

**UK**

020 8842 0033

**ESPANA**

93 544 60 76

**IRELAND**

04697 33102

**NEDERLAND**

+31 475 487 100

**DEUTSCHLAND**

+49 (0) 6074 / 30928 0

**BELGIE**

+31 475 487 100

**ITALIA**

(0382) 6181

**BELGIQUE**

+31 475 487 100

**OSTEREICH**

+43 1 710 60 70

**РОССИЯ**

963 19 40, 773 67 22